

EA02-025

TEXAS INSTRUMENTS, INC.'S

09/10/03

LETTER TO ODI

REQUEST # 5


BOX 6

PART A-M

PART D

77PS Return Analysis

0730-^a and 0812-^a device lots



Engineer:
Bryan Dague (unless otherwise noted)

Technician:
Patrick Miranda (unless otherwise noted)

TI-NHTSA 8614

Device # 07301



1999 8 27 7:04:03 PM MVC-FD91

Digital Mavica images

15 mavica images		859 Kbytes free	
<u>MVC-001F.JPG</u>	1999 8 12 11:21:06 AM		
<u>MVC-002F.JPG</u>	1999 8 25 11:02:54 AM		
<u>MVC-003F.JPG</u>	1999 8 25 11:11:04 AM		
<u>MVC-004F.JPG</u>	1999 8 25 11:15:48 AM		
<u>MVC-005F.JPG</u>	1999 8 25 11:16:28 AM		
<u>MVC-006F.JPG</u>	1999 8 25 11:16:36 AM		
<u>MVC-007F.JPG</u>	1999 8 27 6:32:36 PM		
<u>MVC-008F.JPG</u>	1999 8 27 6:34:02 PM		
<u>MVC-009F.JPG</u>	1999 8 27 6:34:08 PM		
<u>MVC-010F.JPG</u>	1999 8 27 6:38:34 PM		
<u>MVC-011F.JPG</u>	1999 8 27 6:39:16 PM		
<u>MVC-012F.JPG</u>	1999 8 27 6:43:50 PM		
<u>MVC-013F.JPG</u>	1999 8 27 6:44:28 PM		
<u>MVC-014F.JPG</u>	1999 8 27 7:03:08 PM		
<u>MVC-015F.JPG</u>	1999 8 27 7:04:02 PM		

TI-NHTSA 8816



TI-NHTSA 8817




TI-NHTSA 9618




TI-NHTSA 8819




TI-NHTSA 8620



TI-NHTSA 8621



TI-NHTSA 8622



TI-NHTSA 8523



TI-NHTSA 8624




TI-NHTSA 8625



TI-NHTSA 8626



TI-NHTSA 8627



TI-NHTSA 8628



TI-NHTSA 8629



TI-NHTSA 8630



TI-NHTSA 8631

77PS12-1 Return Analysis Sheet

Device ID: 0237 Date: 02/27/99 Ford Part # AB

Operator's Name: _____ Sw Date Code: 1345 Technician Bot

1 Visual Inspection

General condition of Switch:
Signs of leakage into connector?
Mating connector seal?
compression?
Wire Harness returned?
Wire insulation compression?

Good
No
Fram
Yes No
Silicone

Bad
Yes

2 Current draw :

Terminal to Terminal?
Terminal to Harness?

0.3 Ohms
2.1 mA

14 Vdc supply Current limited to 10 amps.

3 Open Crimp Ring

4 Visual Inspection

Connector Leak?
Component wear?
SP leak?
Environment seal condition?
If seal bad, Why?
Corrosion?
Pictures

No
None
No
Good
Yes

Yes
Light Medium Heavy
Yes
Bad
No

5 Leak Test Sensor Assy.

Pass

Fail

6 Open Cup Crimp.

7 Displacement Inspection

	Nearest Fluid			Middle			Nearest Converter		
	Fluid #1	Converter	Fluid #2	Converter	Fluid #3	Converter	Fluid #4	Converter	
	Teflon	Kapton	Teflon	Kapton	Teflon	Kapton	Teflon	Kapton	
Teflon stretch	N		Y		Y		Y		
Teflon crease	Y		N		N		N		
Teflon delamination	Y		N		N		N		
Kapton cracks		N		N		N		N	
Stain pattern	N	N	N	N	N	N	N	N	
Wear particles/delamination	N	N	N	N	N	N	N	Y	

8 Gasket Inspection

Present
Nibbles/missing material
Gasket thickness

Yes
Yes
0.02977 inches
0.02929 inches
0.02913 inches

No
NO


9 Package and Store

10 Analysis Summary:

NTP

Issue Discovered

TI-NHTSA 8632




TI-NHTSA 8633




TI-NHTSA 8634



TI-NHTSA 8635



TI-NHTSA 8636




TI-NHTSA 8637



1 side 1

TI-NHTSA 8838



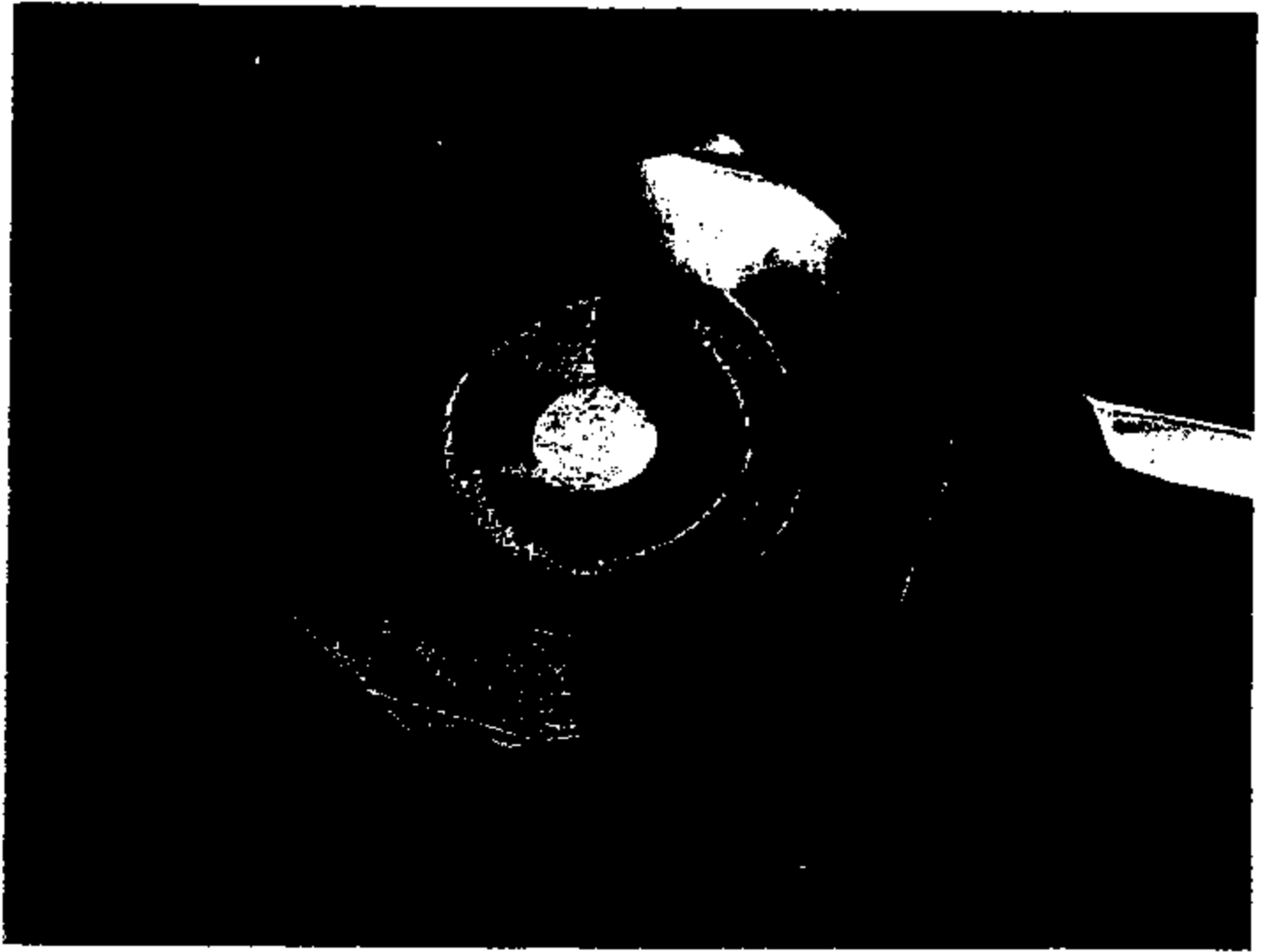
1 side 2 .

TI-NHTSA 8639



2 side

TI-NHTSA 8840



25.109

TJ-NHTSA 8841



3 side 1

TI-NHTSA 8642



3 side 2

TI-NHTSA 8643

Invoice # 07502




1999 8 27 7:22:02 PM MVC-FD91

Digital Mavica Images

12 mavica images		939 Kbytes free	
<u>MVC-001F.JPG</u>	1999	8 12	11:22:38 AM
<u>MVC-002F.JPG</u>	1999	8 25	11:17:56 AM
<u>MVC-003F.JPG</u>	1999	8 25	11:18:12 AM
<u>MVC-004F.JPG</u>	1999	8 25	11:18:26 AM
<u>MVC-005F.JPG</u>	1999	8 25	11:18:54 AM
<u>MVC-006F.JPG</u>	1999	8 27	7:13:22 PM
<u>MVC-007F.JPG</u>	1999	8 27	7:14:04 PM
<u>MVC-008F.JPG</u>	1999	8 27	7:16:42 PM
<u>MVC-009F.JPG</u>	1999	8 27	7:17:14 PM
<u>MVC-010F.JPG</u>	1999	8 27	7:20:58 PM
<u>MVC-011F.JPG</u>	1999	8 27	7:21:30 PM
<u>MVC-012F.JPG</u>	1999	8 27	7:22:02 PM

TI-NHTSA 8645




TI-NHTSA 8846



TI-NHTSA 8647



TI-NHTSA 8648




TI-NHTSA 8649





TI-NHTSA 8650



TI-NHTSA 8651







TI-NHTSA 8654





TI-NHTSA 8656

file:///A:/MVC-011F.JPG

4/4/00



TI-NHTSA 8857

77PSL 2-1 Return Analysis Sheet

Device ID: C7248 Date: 08/18/98 Ford Part # AB
 Operator's Name: _____ Sw Date Code: 2276 Technician Pat

1 Visual Inspection

General condition of Switch: Good Bad
 Signs of leakage into connector? No Yes
 Using connector seal? Seam Silicone
 compression? Yes No
 Wire Harness returned? Yes No
 Wire insulation compression? No

2 Current draw :

Terminal to Terminal? 0.3 Ohms
 Terminal to Heapsort? 0.02mA 14 Vdc supply Current limited to 10 amps.

3 Open Crimp Ring

4 Visual Inspection

Connector Leak? No Yes
 Component wear? None Light Medium Heavy
 EP leak? No Yes
 Environment seal condition? Good Bad
 Seal bad, Why? _____
 Condition? Yes No
 Photos _____

5 Leak Test Sensor Ass.

Pass - Fail

6 Open Cup Crimp.

7 Diaphragm Inspection

	Nearest Fluid			Middle			Nearest Converter		
	Fluid #1	#1	Converter	Fluid	#2	Converter	Fluid	#3	Converter
	Teflon	Kaeson	Teflon	Teflon	Kaeson	Teflon	Teflon	Kaeson	Teflon
Teflon stretch	✓		✓	✓		✓	✓		✓
Teflon cracks	✓		✓	✓		✓	✓		✓
Teflon delamination	✓		✓	✓		✓	✓		✓
Kaeson cracks		✓			✓			✓	
Strain pattern		✓			✓			✓	
Yeast particulate colonization	✓	✓	✓	✓	✓	✓	✓	✓	✓

8 Gasket Inspection

Present? Yes No
 Absorbent material? _____
 Gasket thickness: 0.03275 inches
0.03150 inches
0.03175 inches


9 Package and Store

10 Analysis Summary: NTF Issue Discovered


TI-NHTSA 8658



TI-NHTSA 8659



TI-NHTSA 8880



TI-NHTSA 8661



1 side

TI-NHTSA 8662




1 side 2



2 3.101

TI-NHTSA 8564



2 side 2

TI-NHTSA 8665



3 side 1

TI-NHTSA 8686



3 side 2

device 5812-1



1999 8 27 7:44:24 PM MVC-FD91

Digital Mavica images

13 mavica images		864 Kbytes free		
<u>MVC-001F.JPG</u>	1999	8	12	11:35:28 AM
<u>MVC-002F.JPG</u>	1999	8	12	11:35:42 AM
<u>MVC-003F.JPG</u>	1999	8	25	11:25:46 AM
<u>MVC-004F.JPG</u>	1999	8	25	11:26:02 AM
<u>MVC-005F.JPG</u>	1999	8	25	11:26:24 AM
<u>MVC-006F.JPG</u>	1999	8	27	7:26:38 PM
<u>MVC-007F.JPG</u>	1999	8	27	7:35:36 PM
<u>MVC-008F.JPG</u>	1999	8	27	7:36:44 PM
<u>MVC-009F.JPG</u>	1999	8	27	7:39:36 PM
<u>MVC-010F.JPG</u>	1999	8	27	7:40:22 PM
<u>MVC-011F.JPG</u>	1999	8	27	7:40:28 PM
<u>MVC-012F.JPG</u>	1999	8	27	7:43:42 PM
<u>MVC-013F.JPG</u>	1999	8	27	7:44:24 PM

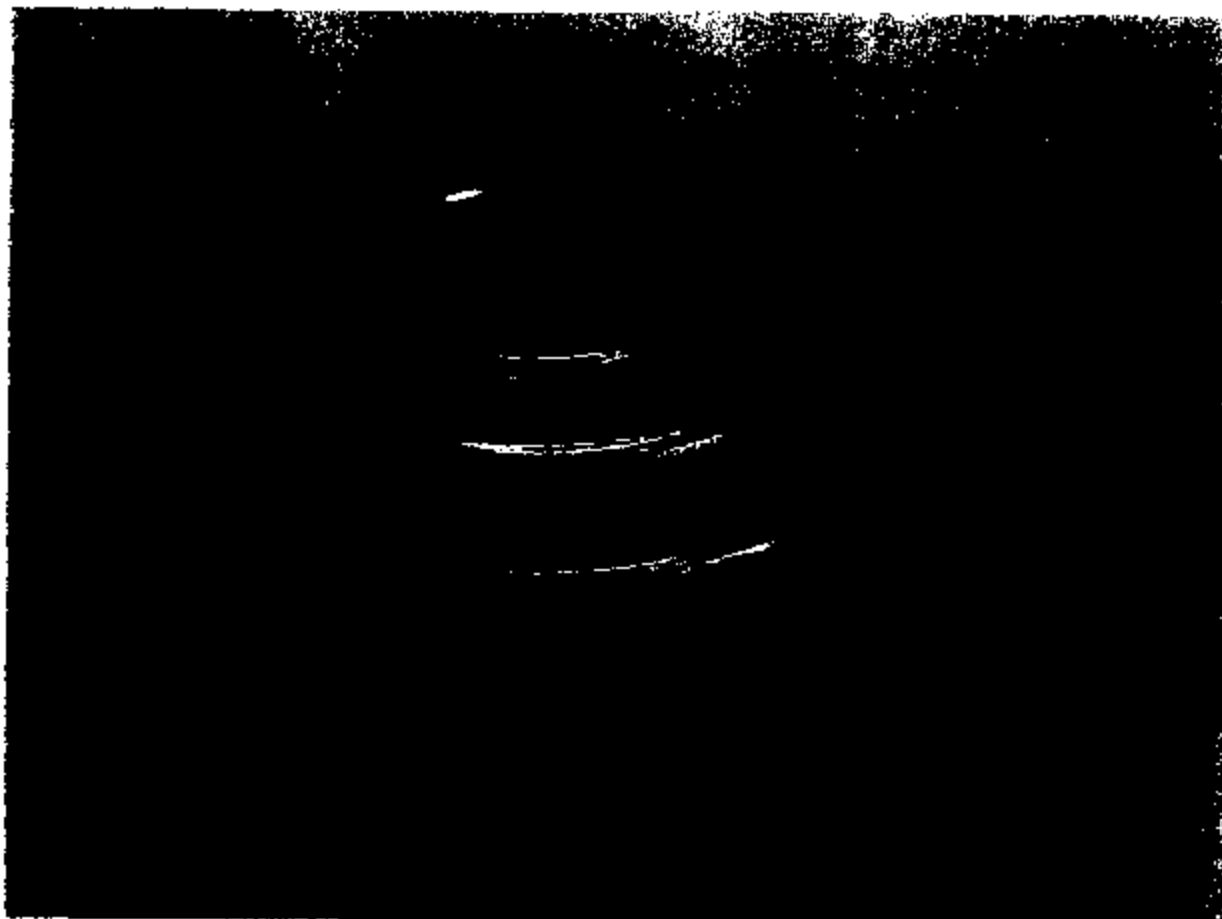
TI-NHTSA 8689



TI-NHTSA 8670




TI-NHTSA 8671




TI-NHTSA 8672




TI-NHTSA 8673




TI-NHTSA 8874





TI-NHTSA 8675




TI-NHTSA 8676








TI-NHTSA 8679



TI-NHTSA 8680

file:///A:/MVC-011F.JPG

4/4/00



TI-NHTSA 8681



TI-NHTSA 8882

77P8L2-1 Return Analysis Sheet

Device ID: 0812-1 Date: 8-12-77 Ford Part # AG

Operator's Name: _____ Bar Date Code: 2063 Technician Pat

1 Visual Inspection

General condition of Switch?
 Signs of leakage into connector?
 Mating connector seal?
 compression?
 Wire Harness returned?
 Wire insulation compression?

Good
No
Pass
 Yes No
 Silicone

Bad
 Yes

2 Current draw:

Terminal to Terminal?
 Terminal to Heepart?

0.2 Ohms
0.11 mA

14 Vdc supply Current limited to 10 amps.

3 Open Crimp Ring

4 Visual Inspection

Connector Leak?
 Component wear?
 BF leak?
 Environment seal condition?
 If seal bad, Why?
 Corrosion?
 Pictures

No
 None
No
Good
Yes oxide
Pass

Yes
Light Medium Heavy
 Yes
 Bad
 No
 Fail

5 Leak Test Sensor Aerm.

6 Open Cup Crimp.

7 Discharge Inspection

	Nearest Fluid			Middle			Nearest Converter		
	Fluid	#1	Converter	Fluid	#2	Converter	Fluid	#3	Converter
Teflon erosion	Y		Y	Y		Y	Y		Y
Teflon cracks			N	N		N	N		N
Teflon delamination	Y		N	N		N	N		N
Cracks cracks		N						N	
Brush patterns		N						N	
Wear striations/dissolution	Y	N	N	N	N	N	N	N	Y

8 Contact Inspection

Present
 Mobilizing material
 Gasket thickness

Yes
 Yes
1.83055 inches
1.82985 inches
1.82925 inches

No
No


9 Package and Store

10 Analysis Summary:


NTF

Issue Observed

TI-NHT&A 8693




TI-NHTSA 8884



TI-NHTSA 8685



TI-NHTSA 8686




TI-NHTSA 8687



1 side 1

TI-NHTSA 8688




1 side 2

TI-NHTSA 8669




A side 1

TI-NHTSA 8690




2 side 2

TI-NHTSA 8691



3 sider

TI-NHTSA 8692



3 side 2

TI-NHTSA 8893

Device 0812-2



1999 8 27 8:03:22 PM MVC-FD91


Digital Mavica images

12 mavica images		862 Kbytes free	
<u>MVC-001F.JPG</u>	1999	8 12	11:44:02 AM
<u>MVC-002F.JPG</u>	1999	8 25	12:49:14 PM
<u>MVC-003F.JPG</u>	1999	8 25	12:49:34 PM
<u>MVC-004F.JPG</u>	1999	8 25	12:50:10 PM
<u>MVC-005F.JPG</u>	1999	8 27	7:54:30 PM
<u>MVC-006F.JPG</u>	1999	8 27	7:56:42 PM
<u>MVC-007F.JPG</u>	1999	8 27	7:58:24 PM
<u>MVC-008F.JPG</u>	1999	8 27	7:58:46 PM
<u>MVC-009F.JPG</u>	1999	8 27	8:00:26 PM
<u>MVC-010F.JPG</u>	1999	8 27	8:00:50 PM
<u>MVC-011F.JPG</u>	1999	8 27	8:03:14 PM
<u>MVC-012F.JPG</u>	1999	8 27	8:03:22 PM


TI-NHTSA 8685



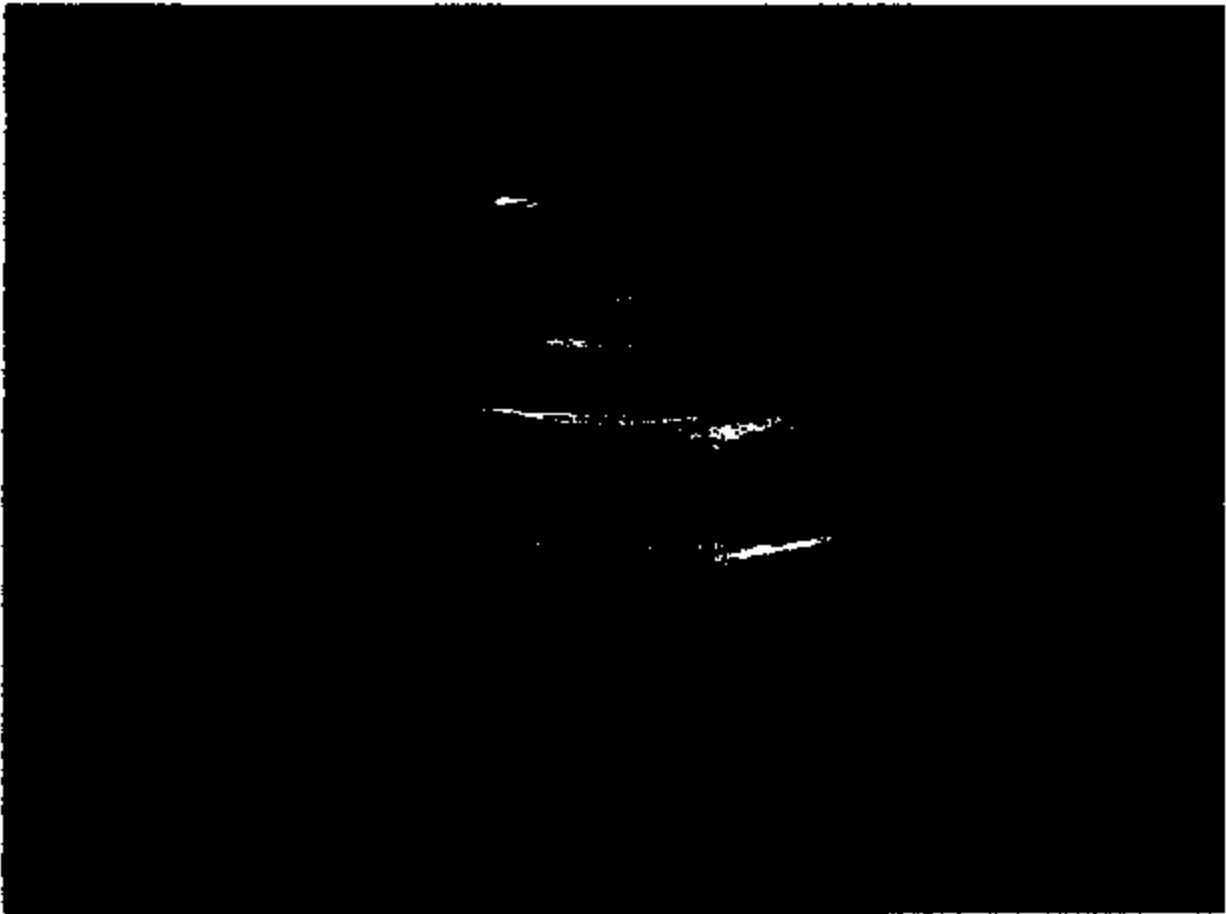
TI-NHTSA 8696




TI-NHTSA 8697




TI-NHTSA 8698




TI-NHTSA 8699



TI-NHTSA 8700




TI-NHTSA 8701



TI-NHTSA 8702




TI-NHTSA 8703



TI-NHTSA 8704



TI-NHTSA 8705



TI-NHTSA 8706



TI-NHTSA 6707

77PSL2-1 Return Analysis Sheet

Device ID: 08127 Date: 8/12/77 Ford Part # AB

Operator's Name: _____ SW Data Code: 224 Technician: Pat

1 Visual Inspection

General condition of Switch:
 Signs of leakage into connector?
 Mating connector seal?
 compression?
 Wire harness returned?
 Wire insulation compression?

Good
~~No~~
Good
 Silicone
 Yes No

Bad
 Yes

2 Current draw :

Terminal to Terminal?
 Terminal to Harness?

0.2 Ohms
0.01 mA

14 Vdc supply Current limited to 10 amps.

3 Open Crimp Ring

4 Visual Inspection

Connector Leak?
 Component wear?
 SF leak?
 Environment seal condition?
 If seal bad, Why?
 Corrosion?
 Pictures

No
 None
 No
Good
Yes no

Yes
Light Medium Heavy
 Yes
 Bad
 No

5 Leak Test Sensor Asst.

Pass

Fail

6 Open Gap Crimp.

7 Diaphragm Inspection

	Nearest Fluid #1			Middle #2			Nearest Converter		
	Fluid Teflon	#1 Kapton	Converter Teflon	Fluid Teflon	#2 Kapton	Converter Teflon	Fluid Teflon	#3 Kapton	Converter Teflon
Teflon stretch	<u>Y</u>		<u>Y</u>	<u>Y</u>		<u>Y</u>	<u>Y</u>		<u>Y</u>
Teflon cracks	<u>Y</u>		<u>N</u>	<u>N</u>		<u>N</u>	<u>N</u>		<u>N</u>
Teflon delamination	<u>Y</u>		<u>N</u>	<u>N</u>		<u>N</u>	<u>N</u>		<u>N</u>
Kapton cracks		<u>N</u>			<u>N</u>			<u>N</u>	
Etching pattern		<u>N</u>			<u>N</u>			<u>N</u>	
Wear pattern/delamination	<u>N</u>	<u>N</u>	<u>N</u>	<u>N</u>	<u>N</u>	<u>N</u>	<u>N</u>	<u>N</u>	<u>N</u>

8 Gasket Inspection

Present
 Nibbles/missing material
 Gasket thickness

Yes
 Yes
.01025 inches
.01070 inches
.01025 inches

No
~~Yes~~


9 Package and Store

10 Analysis Summary:

NTF

Issues Discovered


TI-NHTSA 8708




TI-NHTSA 8709



TI-NHTSA 8710



TI-NHTSA 8711



TI-NHTSA 8712




1 side

TI-NHTSA 8713



1 side 2

TI-NHTSA 8714



2 side 1

TI-NHTSA 8715



2 side 2

TI-NHTSA 8718



3 side 1

TI-NHTSA 8717



3 Aids 2

TI-NHTSA 8718

June 28/2-3

