

EA02-025

TEXAS INSTRUMENTS, INC.'S

09/10/03

LETTER TO ODI

REQUEST # 5


BOX 6

PART A-M

PART B



TI-NHTSA 8379



TI-NHTSA 8380

77PS12-1 Return Analysis Sheet

Device ID: 0212-4 Date: 7-22-97 Ford Part # AB

Operator's Name: _____ Sw Date Code: 2027 Technician RJT

1 Visual Inspection

General condition of Switch: Good Bad
 Signs of leakage into connector? No Yes
 Making connector seal? Yes Foam Silicone
 compression?
 Wire Harness returned? Yes No
 Wire insulation compression?

2 Current draw:

Terminal to Terminal? 0.2 Ohms
 Terminal to Harness? 0.0 mA 14 Vdc supply Current limited to 10 amps.

3 Open Crimp Ring

4 Visual Inspection

Connector Leak? No Yes
 Component wear? None Light Medium Heavy
 SF leak? No Yes
 Environment seal condition? Good Bad
 If seal bad, why?
 Corrosion? Yes No
 Pictures

5 Leak Test Sensor Arm.

Pass Fail

6 Open Cup Crimp.

7 Diaphragm Inspection

	Nearest Fluid			Middle			Nearest Converter		
	Fluid #1	Converter	Fluid #2	Converter	Fluid #3	Converter	Fluid #4	Converter	
	Teflon	Kapton	Teflon	Kapton	Teflon	Kapton	Teflon	Kapton	
Teflon stretch	<u>N</u>		<u>Y</u>	<u>Y</u>		<u>Y</u>	<u>Y</u>	<u>N</u>	
Teflon cracks	<u>Y</u>		<u>Y</u>	<u>N</u>		<u>N</u>	<u>N</u>	<u>N</u>	
Teflon delamination	<u>Y</u>		<u>Y</u>	<u>N</u>		<u>N</u>	<u>N</u>	<u>N</u>	
Kapton cracks		<u>N</u>		<u>N</u>		<u>N</u>		<u>N</u>	
Stress pattern		<u>Y</u>		<u>Y</u>		<u>Y</u>		<u>Y</u>	
Wear particles/delamination	<u>N</u>	<u>N</u>	<u>N</u>	<u>N</u>	<u>N</u>	<u>N</u>	<u>N</u>	<u>Y</u>	


8 Gasket Inspection

Present? Yes No
 missing material? Yes No
 Gasket thickness: 0.0305 inches
0.0300 inches
0.0300 inches

9 Package and Store

10 Analysis Summary: NTF Issue Discovered

TI-NHTSA 8381




TI-NHTSA 8382



TI-NHTSA 8383

214



TI-NHTSA 8384

JUL 10 4




TI-NHTSA 8385

104



TI-NHTSA 8386

AL 10 4



TI-NHTSA 8387




TI-NHTSA 8388

- 4

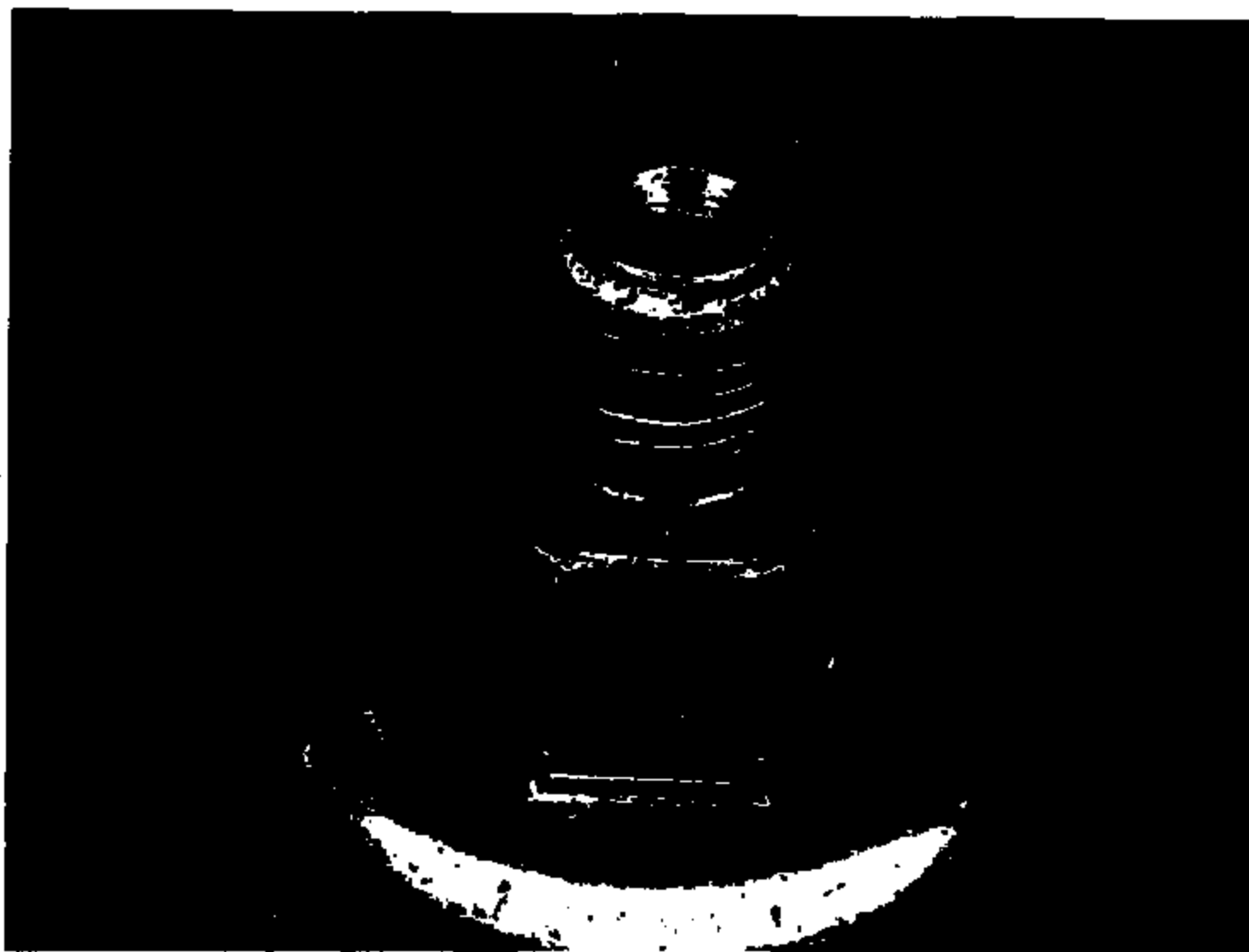


TI-NHTSA 8389

1-44




TI-NHTSA 8390




TI-NHTSA 8391


204



TI-NHTSA 8382



TI-NHTSA 8393




TI-NHTSA 8394

4



TI-NHTSA 8395

22 14 4



TI-NHTSA 8396

4



1999 7 22 3:47:49 PM MVC-FD91

Digital Mavica images

21 mavica images		267 Kbytes free	
<u>MVC-001F.JPG</u>	1999	7 21	10:54:40 AM
<u>MVC-002F.JPG</u>	1999	7 21	10:55:42 AM
<u>MVC-003F.JPG</u>	1999	7 21	10:56:08 AM
<u>MVC-004F.JPG</u>	1999	7 21	1:00:16 PM
<u>MVC-005F.JPG</u>	1999	7 21	1:00:32 PM
<u>MVC-006F.JPG</u>	1999	7 21	1:01:02 PM
<u>MVC-007F.JPG</u>	1999	7 21	1:01:38 PM
<u>MVC-008F.JPG</u>	1999	7 22	9:47:10 AM
<u>MVC-009F.JPG</u>	1999	7 22	9:47:34 AM
<u>MVC-010F.JPG</u>	1999	7 22	9:51:22 AM
<u>MVC-011F.JPG</u>	1999	7 22	3:36:18 PM
<u>MVC-012F.JPG</u>	1999	7 22	3:36:56 PM
<u>MVC-013F.JPG</u>	1999	7 22	3:40:06 PM
<u>MVC-014F.JPG</u>	1999	7 22	3:41:12 PM
<u>MVC-015F.JPG</u>	1999	7 22	3:42:14 PM
<u>MVC-016F.JPG</u>	1999	7 22	3:43:30 PM
<u>MVC-017F.JPG</u>	1999	7 22	3:44:12 PM
<u>MVC-018F.JPG</u>	1999	7 22	3:45:44 PM
<u>MVC-019F.JPG</u>	1999	7 22	3:45:54 PM
<u>MVC-020F.JPG</u>	1999	7 22	3:46:42 PM
<u>MVC-021F.JPG</u>	1999	7 22	3:47:48 PM

TI-NHTSA 8398




TI-NHTSA 8399



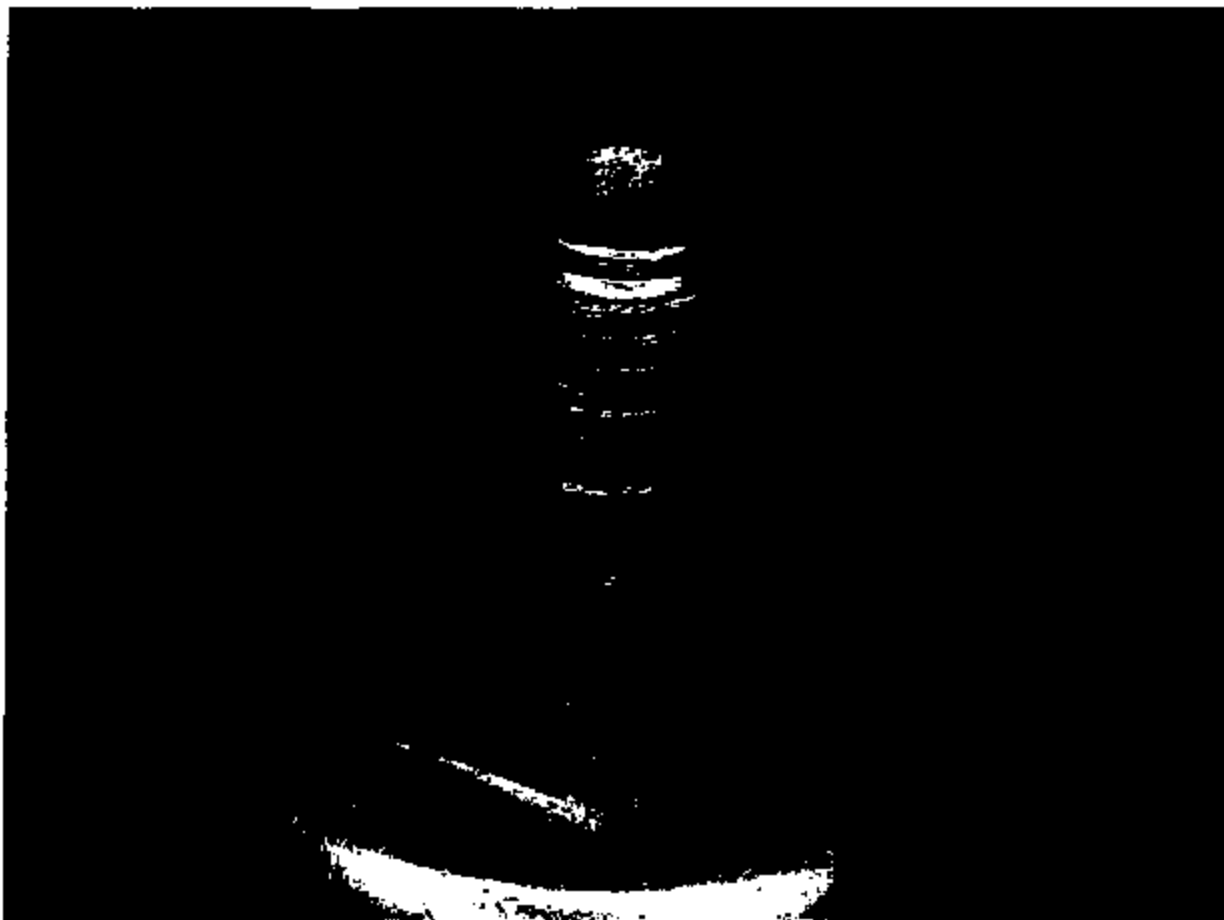
TI-NHTSA 8400



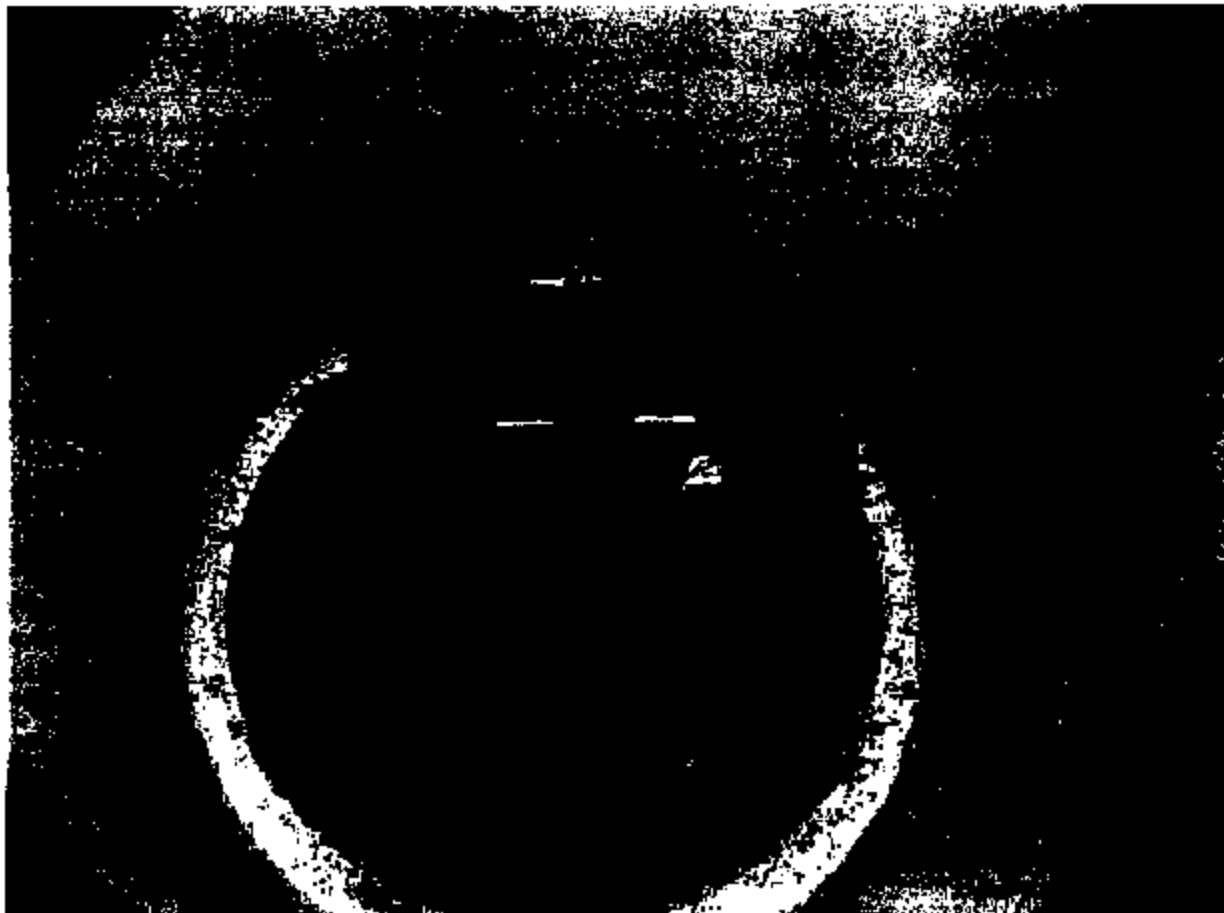
TI-NHTSA 8401



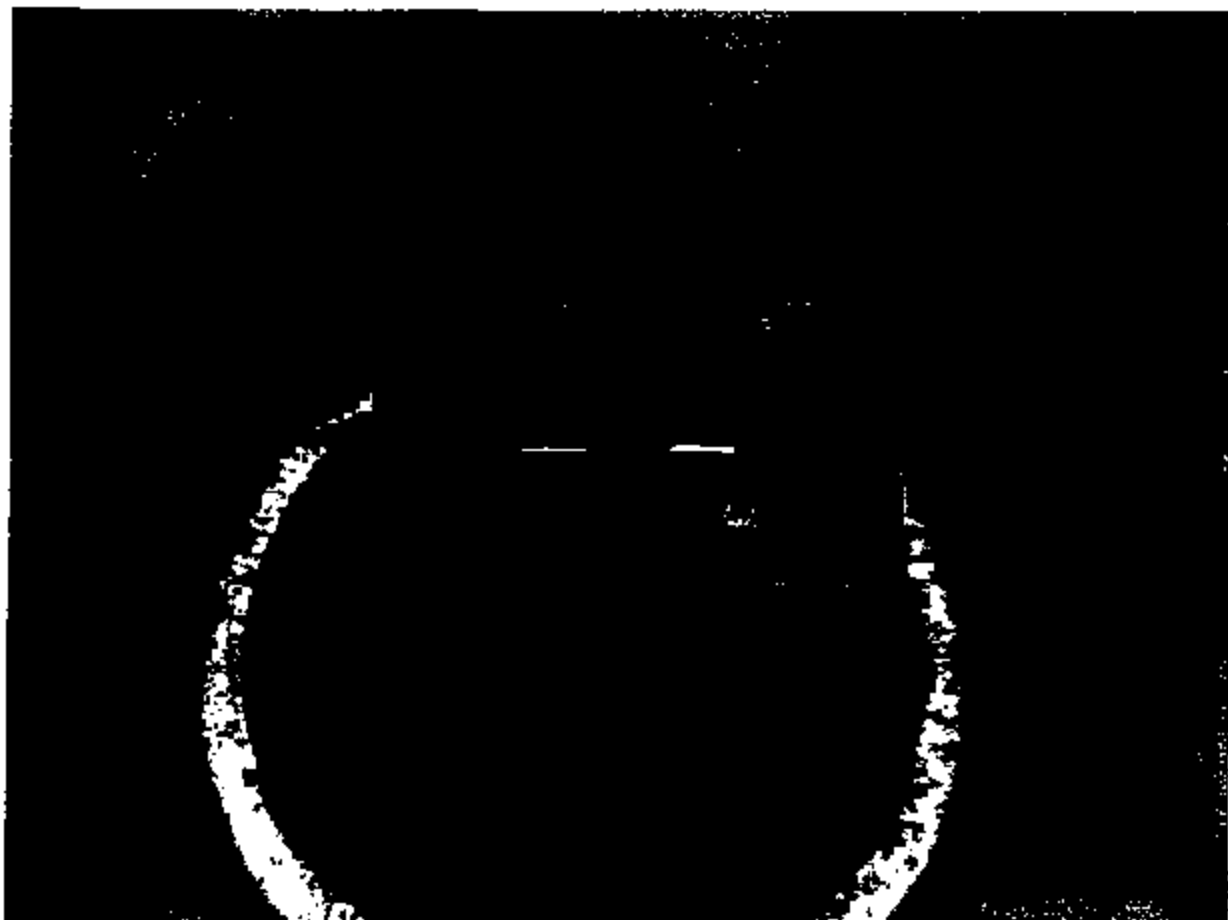
TI-NHTSA 8402




TI-NHTSA 8403




TI-NHTSA 8404




TI-NHTSA 8405




TI-NHTSA 8406



TI-NHTSA 8407



TI-NHTSA B408



TI-NHTSA 8409



TI-NHTSA 8410



TI-NHTSA 8411




TI-NHTSA 8412



TI-NHTSA 8413




TI-NHTSA 8414




TI-NHTSA 8415



TI-NHTSA 8416



TI-NHTSA 8417



TI-NHTSA 8418



TI-NHTSA 8419

77PS12-1 Return Analysis Sheet

Device ID: 0719-E Date: 7-19-99 Ford Part # AB

Operator's Name: _____ Sw Date Code: 2048 Technician: Pat

1 Visual Inspection

General condition of Switch: Good Bad
 Signs of leakage into connector? No Yes
 Mating connector seal? Pass Foam Silicone
 compression?
 Wire Harness returned? Yes No
 Wire insulation compression?

2 Current draw :

Terminal to Terminal? 0.2 Ohms
 Terminal to Harness? 0.2 mA 14 Vdc supply Current limited to 10 amps.

3 Open Crimp Ring

4 Visual Inspection

Connector Leak? No Yes
 Components wear? None Light Medium Heavy
 BF leak? No Yes
 Environment seal condition? Good Bad
 If seal bad, Why?
 Corrosion? Yes No
 Pictures

5 Leak Test Sensor Appl.

Pass Fail

6 Open Cup Crimp.

7 Diaphragm Inspection

	Nearest Fluid #1			Middle #2			Nearest Converter		
	Fluid	seal	Converter	Fluid	seal	Converter	Fluid	seal	Converter
Teflon stretch	<u>N</u>		<u>Y</u>	<u>Y</u>		<u>Y</u>	<u>Y</u>		<u>N</u>
Teflon cracks	<u>Y</u>		<u>Y</u>	<u>Y</u>		<u>N</u>	<u>N</u>		<u>N</u>
Teflon delamination	<u>Y</u>		<u>Y</u>	<u>Y</u>		<u>N</u>	<u>N</u>		<u>N</u>
Kapton cracks		<u>N</u>			<u>N</u>			<u>Y</u>	
Stretch pattern		<u>Y</u>			<u>Y</u>			<u>Y</u>	
Wear particles/debris/foreign	<u>N</u>	<u>N</u>	<u>N</u>	<u>N</u>	<u>N</u>	<u>N</u>	<u>N</u>	<u>N</u>	<u>N</u>


8 Gasket Inspection

Present? Yes No
 Nicks/damaged material? Yes No
 Gasket thickness: 0.03000 inches
0.03010 inches
0.03020 inches

9 Package and Store


10 Analysis Summary: NTF Issue Discovered

TI-NHTBA 8420




TI-NHTSA 8421

- 5



TI-NHTSA 8422

44 25



TI-NHTSA 8423

AL 13 5



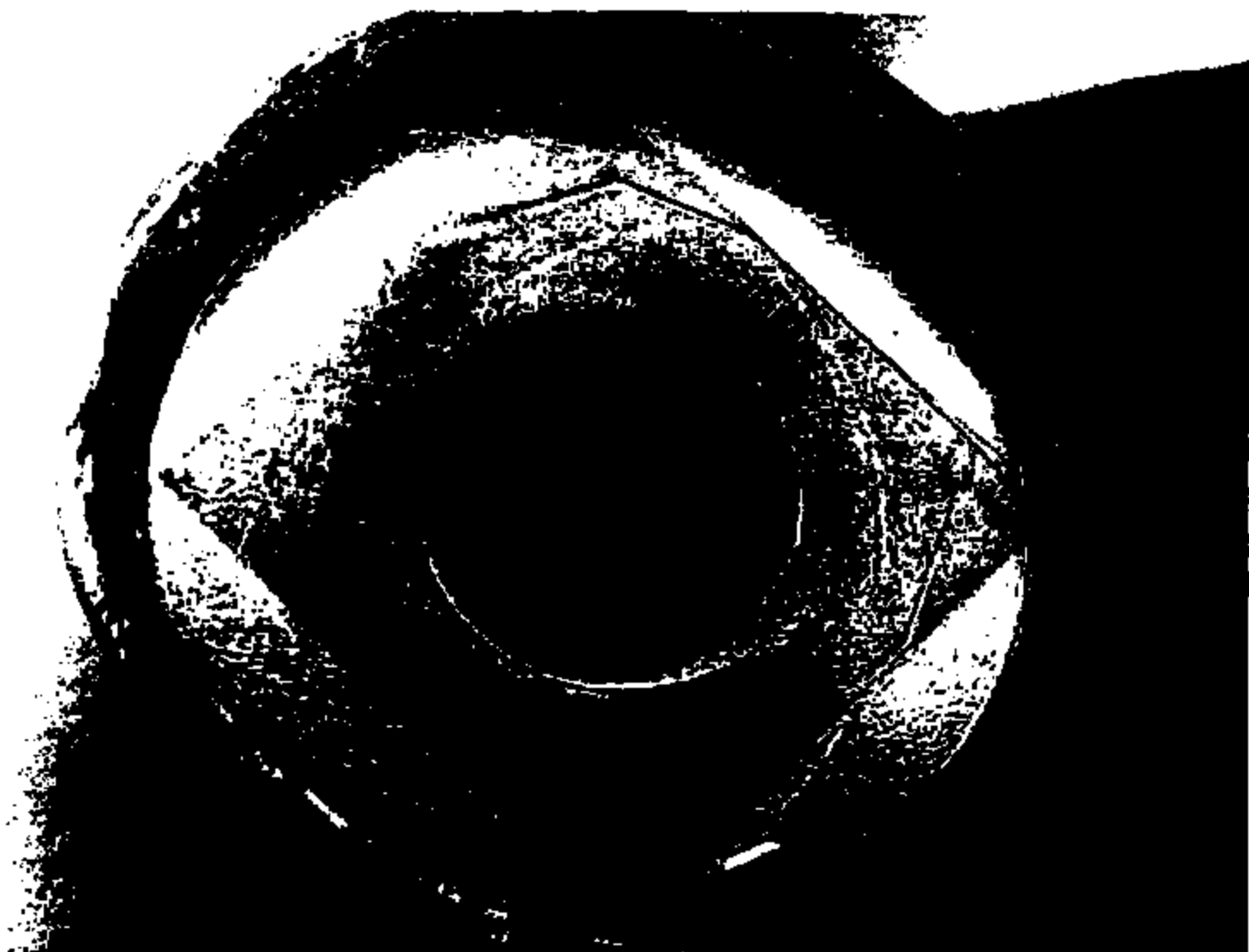
TI-NHTSA 8424

25



TI-NHT8A 8425


4 5




TI-NHTSA 8426

32 10 5



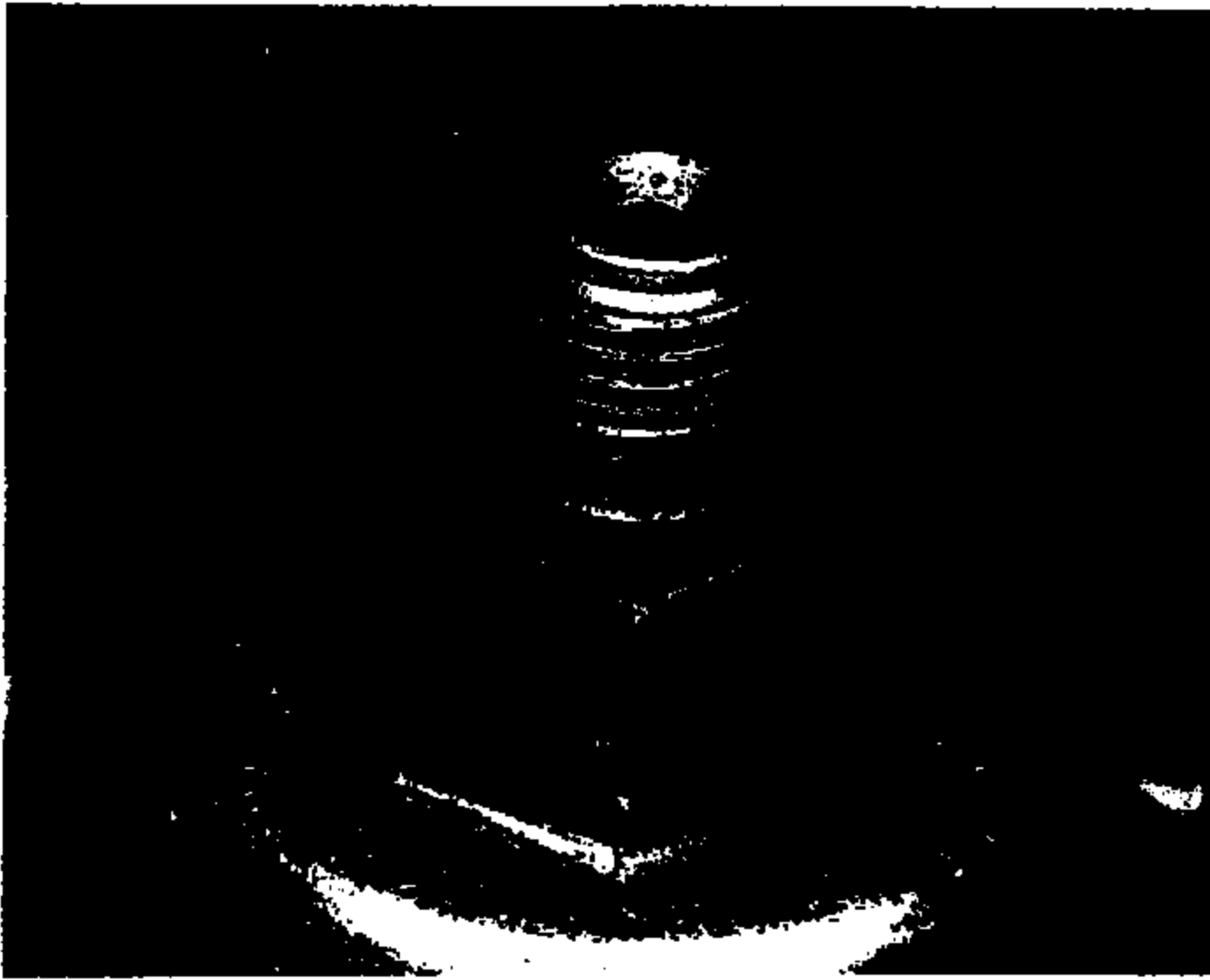


TI-NHTSA 8428




TI-NHTSA 8429

- 5 -




TI-NHTSA 843

کو ن




TI-NHTSA 8431

205




TI-NHTSA 8432

215




TI-NHTSA 8433



TI-NHTSA 8434

PL 115



TI-NHTSA 8435

405



TI-NHTSA 8436

4 35

INATION

0719-6




TI-NHTSA 8437

1999 7 23 4:17:09 PM MVC-FD91


Digital Mavica images

22 mavica images		373 Kbytes free	
<u>MVC-001F.JPG</u>	1999	7 21	10:57:08 AM
<u>MVC-002F.JPG</u>	1999	7 21	10:57:52 AM
<u>MVC-003F.JPG</u>	1999	7 21	10:58:12 AM
<u>MVC-004F.JPG</u>	1999	7 21	10:59:36 AM
<u>MVC-005F.JPG</u>	1999	7 21	1:09:54 PM
<u>MVC-006F.JPG</u>	1999	7 21	1:04:56 PM
<u>MVC-007F.JPG</u>	1999	7 21	1:05:18 PM
<u>MVC-008F.JPG</u>	1999	7 22	9:53:56 AM
<u>MVC-009F.JPG</u>	1999	7 22	9:56:14 AM
<u>MVC-010F.JPG</u>	1999	7 22	9:57:04 AM
<u>MVC-011F.JPG</u>	1999	7 23	4:00:08 PM
<u>MVC-012F.JPG</u>	1999	7 23	4:00:18 PM
<u>MVC-013F.JPG</u>	1999	7 23	4:01:36 PM
<u>MVC-014F.JPG</u>	1999	7 23	4:01:48 PM
<u>MVC-015F.JPG</u>	1999	7 23	4:02:28 PM
<u>MVC-016F.JPG</u>	1999	7 23	4:03:34 PM
<u>MVC-017F.JPG</u>	1999	7 23	4:04:12 PM
<u>MVC-018F.JPG</u>	1999	7 23	4:04:38 PM
<u>MVC-019F.JPG</u>	1999	7 23	4:04:52 PM
<u>MVC-021F.JPG</u>	1999	7 23	4:16:04 PM
<u>MVC-022F.JPG</u>	1999	7 23	4:16:16 PM
<u>MVC-023F.JPG</u>	1999	7 23	4:17:08 PM

TI-NHTSA 8438




TI-NHTSA 8439




TI-NHTSA 8440



TI-NHTSA 8441




TI-NHTSA 8442



TI-NHTSA 8443



TI-NHTSA 8444




TI-NHTSA 8445




TI-NHTSA 8446



TI-NHTSA 8447




TI-NHTSA 8448





TI-NHTSA 8450



TI-NHTSA 8451



TI-NHTSA 8452

Unable to print document.


The document could not be found.

TI-NHTSA 8453

Unable to print document.

The document could not be found.

TI-NHTSA 8454



TI-NHTSA 8455



TI-NHTSA 8456

Unable to print document.

The document could not be found.

TI-NHTSA 8457



TI-NHTSA 8458



TI-NHTSA 8459



TI-NHTSA 8460

77PSI 2-1 Return Analysis Sheet

Device ID: 0219-6 Date: 7-19-92 Ford Part # AB

Operator's Name: _____ Sw Date Code: 2120/31363 Technician Rjt

1 Visual Inspection

General condition of @switch: Good Bad
 Signs of leakage into connector? No Yes
 Mating connector seat? Good Silicone
 compression? Yes
 Wire harness returned? Yes No
 Wire insulation compression?

2 Current draw:

Terminal to Terminal? 0.2 Ohms
 Terminal to Harness? 0.0 mA 14 Vdc supply Current limited to 10 amps.

3 Open Crimp Ring

4 Visual Inspection

Connector Leak? No Yes
 Component wear? None Light Medium Heavy
 SF leak? No Yes
 Environment seal condition? Good Bad
 If seal bad, Why?
 Corrosion? Yes No
 Pictures

5 Leak Test Sensor Area

Pass Fail

6 Open Out Crimp

7 Diaphragm Inspection

	Nearest Fluid			Middle			Nearest Converter		
	Fluid	#1	Converter	Fluid	#2	Converter	Fluid	#3	Converter
	Teflon	Kapton	Teflon	Teflon	Kapton	Teflon	Teflon	Kapton	Teflon
Teflon stretch	<u>N</u>		<u>Y</u>	<u>Y</u>		<u>Y</u>	<u>Y</u>		<u>N</u>
Teflon cracks	<u>Y</u>		<u>N</u>	<u>N</u>		<u>N</u>	<u>N</u>		<u>N</u>
Teflon delamination	<u>Y</u>		<u>N</u>	<u>Soft starting</u>		<u>N</u>	<u>N</u>		<u>N</u>
Kapton cracks		<u>N</u>			<u>N</u>			<u>N</u>	
Strain pattern		<u>N</u>			<u>N</u>			<u>N</u>	
Wear particles/decoloration	<u>N</u>	<u>Y</u>	<u>N</u>	<u>N</u>	<u>N</u>	<u>N</u>	<u>N</u>	<u>N</u>	<u>Y</u>

8 Gaslet Inspection


Present? Yes No
 Nozzle/missing material? Yes No
 Gaslet thickness: 0.0093 inches
0.0076 inches
0.0082 inches

9 Package and Stem

10 Analysis Summary: NTP Issue Discovered

TI-NHTSA 8461

TI-NHTSA 8482



104

TI-NHTSA 8404

216

T-NITROBENZENE

2.16




THOMAS-200

2-8



TEMPORARY

5-26




TI-NHTSA-8468


306



TI-NET 24 00


2010-6






TI-NITRA 8471

200



TI-NHTSA-8472

206



TI-NHTSA 8473

206





TI-NHTSA 8470

206



TI-NHTSA 8470

26

INFORMATION

0719-7

INFORMATION

1999 7 23 3:46:40 PM MVC-FD91


Digital Mavica Images

22 mavica images		423 Kbytes free	
<u>MVC-001F.JPG</u>	1999	7 21	11:03:20 AM
<u>MVC-002F.JPG</u>	1999	7 21	11:04:58 AM
<u>MVC-003F.JPG</u>	1999	7 21	11:06:40 AM
<u>MVC-004F.JPG</u>	1999	7 21	11:07:06 AM
<u>MVC-005F.JPG</u>	1999	7 21	11:07:28 AM
<u>MVC-006F.JPG</u>	1999	7 21	1:13:48 PM
<u>MVC-007F.JPG</u>	1999	7 21	1:11:28 PM
<u>MVC-008F.JPG</u>	1999	7 21	1:11:48 PM
<u>MVC-009F.JPG</u>	1999	7 22	10:03:50 AM
<u>MVC-010F.JPG</u>	1999	7 22	10:05:22 AM
<u>MVC-011F.JPG</u>	1999	7 22	10:05:58 AM
<u>MVC-012F.JPG</u>	1999	7 23	3:13:22 PM
<u>MVC-013F.JPG</u>	1999	7 23	3:13:56 PM
<u>MVC-014F.JPG</u>	1999	7 23	3:14:44 PM
<u>MVC-015F.JPG</u>	1999	7 23	3:15:14 PM
<u>MVC-016F.JPG</u>	1999	7 23	3:41:34 PM
<u>MVC-017F.JPG</u>	1999	7 23	3:44:48 PM
<u>MVC-018F.JPG</u>	1999	7 23	3:45:14 PM
<u>MVC-019F.JPG</u>	1999	7 23	3:45:34 PM
<u>MVC-020F.JPG</u>	1999	7 23	3:45:54 PM
<u>MVC-021F.JPG</u>	1999	7 23	3:46:00 PM
<u>MVC-022F.JPG</u>	1999	7 23	3:46:40 PM


TI-NHTSA 8478



TI-NHTSA 8479



TI-NHTSA 8480



TI-NHTSA 8481



TI-NHTSA 8482



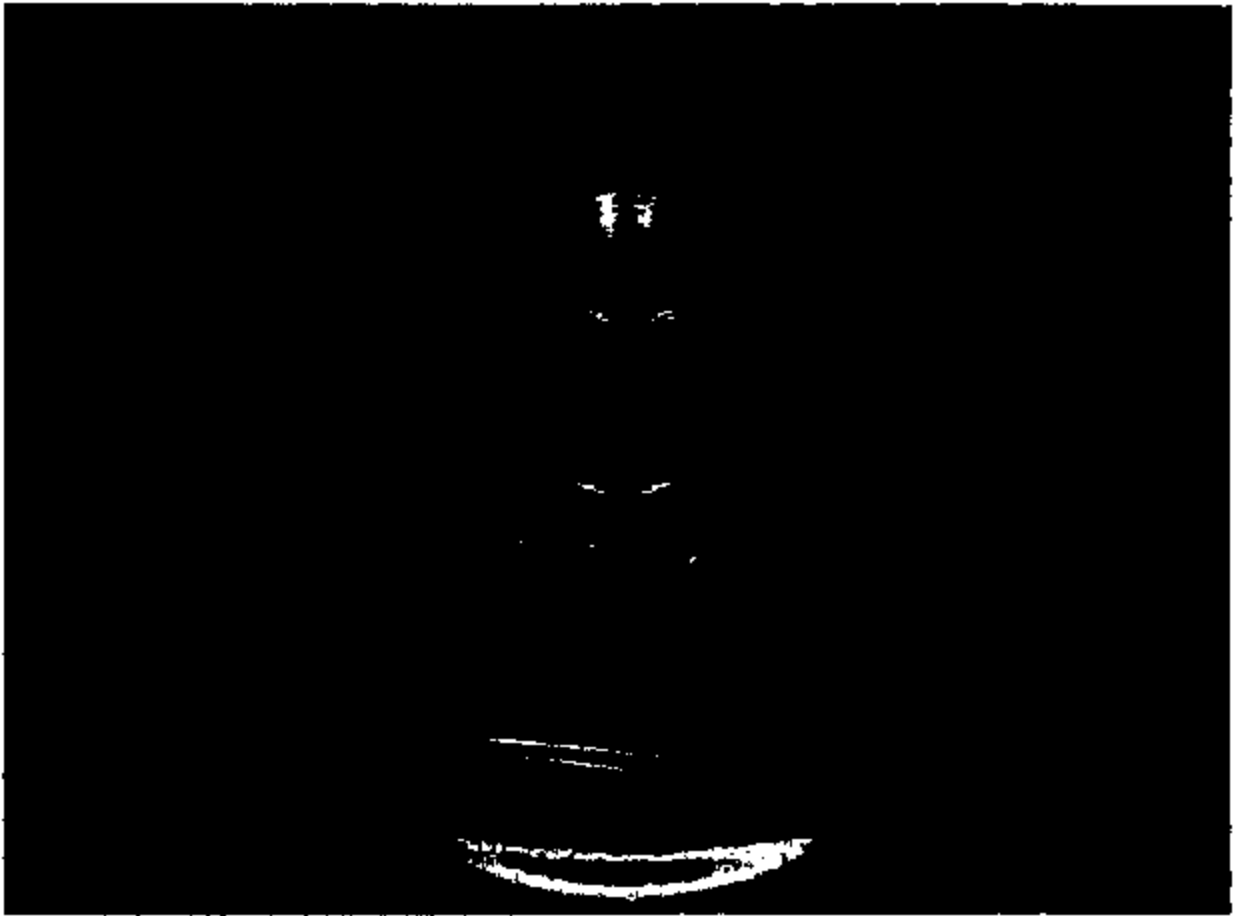
TI-NHTSA 8483



TI-NHTSA 8484




TI-NHTSA 8485



TI-NHTSA 8486



TI-NHTSA 8487



TI-NHTSA 8488




TI-NHTSA 8489




TI-NHTSA 8490



TI-NHTSA 8491



TI-NHTSA 8492



TI-NHTSA 8493



TI-NHTSA 8494



TI-NHTSA 8495



TI-NHTSA 8496




TI-NHTSA 8497



TI-NHTSA 8498



TI-NHTSA 8499



TI-NHTSA 8500

77PS12-1 Return Analysis Sheet

Device ID: 0777 Date: 7-22-98 Ford Part # AB
 Operator's Name: _____ Bw Date Code: 2149A Technician Trout

1 Visual Inspection

General condition of Switch: Good Bad
 Signs of leakage into connector? No Yes
 Missing connector seal? Yes Silicone
 compression?
 Wire Harness returned? Yes No
 Wire insulation compression?

2 Current draw:

Terminal to Terminal? 2.7 Ohms
 Terminal to Harness? 1.7mA 14 Vdc supply Current limited to 10 amps

3 Open CRIME Ring

4 Visual Inspection

Connector Leak? No Yes
 Component weld? No Light Medium Heavy
 BF leak? No Yes
 Environment seal condition? Good Bad
 If seal bad, Why?
 Corrosion? Yes No
 Pictures

5 Leak Test Sensor Asm.

Pass Fail

6 Open Cup Crimp.

7 Outgassing Inspection

	Nearest Fluid			Middle			Nearest Converter		
	Fluid	#1	Converter	Fluid	#2	Converter	Fluid	#3	Converter
	Teflon	Kapton	Teflon	Teflon	Kapton	Teflon	Teflon	Kapton	Teflon
Teflon stretch	<u>N</u>			<u>N</u>		<u>N</u>	<u>N</u>		<u>N</u>
Teflon cracks	<u>N</u>			<u>N</u>		<u>N</u>	<u>N</u>		<u>N</u>
Teflon contamination	<u>N</u>			<u>N</u>		<u>N</u>	<u>N</u>		<u>N</u>
Kapton cracks		<u>N</u>			<u>N</u>			<u>N</u>	
Strain pattern		<u>N</u>			<u>N</u>			<u>N</u>	
Neer particulate contamination	<u>N</u>	<u>N</u>	<u>N</u>	<u>N</u>	<u>N</u>	<u>N</u>	<u>N</u>	<u>N</u>	<u>N</u>

8 Gasket Inspection

Present? Yes No
 Absorbent material? Yes No
 Gasket thickness
0.02910 inches
0.02925 inches
0.02925 inches

9 Package and Store

10 Analysis Summary: NTF Issue Discovered No

TI-NHTSA 8501




TI-NHTSA 8502



TI-NHTSA 8503

PL 17




TI-NHTSA 8504



TI-NHTSA 8505

JUL 19 7



TI-NHTSA 8506

11 9 '7




TI-NHTSA 8507

PL 7



TI-NHTSA 8508

AL 17



TI-NHTSA 8509

JL 10/



TI-NHTSA 8510

JUL 19 7




TI-NHT8A 8511

- 27




TI-NHTSA 8512

PL 7




TI-NHTSA 8513

PL 7



TI-NHTSA 8514

PL 7



TI-NHTSA 8515




TI-NHTSA 8516

4 7



TI-NHTSA 8517

AL 10 7



TI-NHTSA 8518




1999 7 23 3:56:54 PM MVC-FD91


Digital Mavica images

20 mavica images		476 Kbytes free	
<u>MVC-001F.JPG</u>	1999	7 21	11:09:20 AM
<u>MVC-002F.JPG</u>	1999	7 21	11:10:26 AM
<u>MVC-003F.JPG</u>	1999	7 21	11:11:10 AM
<u>MVC-004F.JPG</u>	1999	7 21	11:11:44 AM
<u>MVC-005F.JPG</u>	1999	7 21	1:17:50 PM
<u>MVC-006F.JPG</u>	1999	7 21	1:14:50 PM
<u>MVC-007F.JPG</u>	1999	7 21	1:15:40 PM
<u>MVC-008F.JPG</u>	1999	7 22	10:10:36 AM
<u>MVC-009F.JPG</u>	1999	7 22	10:13:24 AM
<u>MVC-010F.JPG</u>	1999	7 22	10:13:34 AM
<u>MVC-011F.JPG</u>	1999	7 22	10:13:42 AM
<u>MVC-012F.JPG</u>	1999	7 22	10:14:04 AM
<u>MVC-013F.JPG</u>	1999	7 23	3:51:00 PM
<u>MVC-014F.JPG</u>	1999	7 23	3:51:12 PM
<u>MVC-015F.JPG</u>	1999	7 23	3:52:02 PM
<u>MVC-016F.JPG</u>	1999	7 23	3:52:22 PM
<u>MVC-017F.JPG</u>	1999	7 23	3:53:40 PM
<u>MVC-018F.JPG</u>	1999	7 23	3:54:38 PM
<u>MVC-019F.JPG</u>	1999	7 23	3:55:42 PM
<u>MVC-020F.JPG</u>	1999	7 23	3:56:54 PM

TI-NHTSA 8520



TI-NHTSA 8521



TI-NHTSA 8522