

SAFETY COMPLIANCE TESTING FOR FMVSS No. 218 MOTORCYCLE HELMETS

Brand: AGV
Model: OP03 (Blade)
Size: M (57-58 cm)

Prepared By

ACT Lab LLC
3280 East 59th Street,
Long Beach CA 90805
www.act-lab.com




22 March 2017

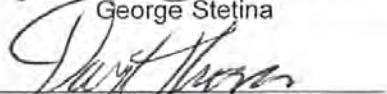
Final Report 218-ACT-17-003

Prepared For

U.S. Department of Transportation
National Highway Traffic Safety Administration
Office of Vehicle Safety Compliance (NEF-220)
1200 New Jersey Ave., S.E.
Washington, DC 20590

This publication is distributed by the U.S. Department of Transportation, National Highway Traffic Safety Administration, in the interest of information exchange. The opinions, findings and conclusions expressed in this publication are those of the author(s) and not necessarily those of the Department of Transportation or the National Highway Traffic Safety Administration. The United States Government assumes no liability for its contents or use thereof. If trade or manufacturers' names or products are mentioned, it is only because they are considered essential to the object of the publication and should not be construed as an endorsement. The United States Government does not endorse products or manufacturers.

Technician: 
George Stetina

Project Manager: 
David Thom

Approved By: 
John Bogler

Approval Date: 22 March 2017

FINAL REPORT ACCEPTANCE BY OVSC:

Accepted By: 

Acceptance Date: 10/2/2017

HS# 645216

TECHNICAL REPORT STANDARD TITLE PAGE

1. Report No. 218-ACT-17-003	2. Government Accession No.	3. Recipient's Catalog No.	
4. Title and Sub-Title FINAL REPORT OF FMVSS NO. 218 COMPLIANCE TESTING OF AGV, MODEL OP03 (BLADE), SIZE M (57-58 CM) MOTORCYCLE HELMET		5. Report Date 22 MARCH 2017	
		6. Performing Organization Code ACT	
7. Author(s) David R. Thom, Program Manager		8. Performing Organization Report No. 52.0803-C021	
9. Performing Organization Name and Address ACT Lab LLC 3280 East 59th Street, Long Beach CA 90805		10. Work Unit No.	
		11. Contract or Grant No. DTNH22-13-D-00314	
12. Sponsoring Agency Name and Address U.S. Department of Transportation National Highway Traffic Safety Administration Office of Vehicle Safety Compliance (NEF-220) 1200 New Jersey Avenue, S.E. Washington, D.C. 20590		13. Type of Report and Period Covered Final Test Report	
		14. Sponsoring Agency Code NEF-220	
16. Abstract Compliance tests were conducted on the subject model motorcycle helmet in accordance with the specifications of the Office of Vehicle Safety Compliance Test Procedure No. TP-218-07. Test failures identified were as follows: S5.1 Impact Attenuation. Accelerations in excess of 200g exceeded 2.0 ms on the low temperature sample.			
17. Key Words Helmet Compliance Testing Safety Engineering FMVSS No. 218		18. Distribution Statement Copies of this report are available from: National Highway Traffic Safety Administration Technical Information Services Division (NPO-120) 1200 New Jersey Avenue, S.E. Washington, D.C. 20590	
19. Security Classification (of this report) Unclassified	20. Security Classification (of this page) Unclassified	21. No. of Pages 45	22. Price

Form DOT F1700.7 (8-69)

Contract File No.: 52.0803
Test File: C021

Technician: George Stetina

Control Document Rev.4 Official ACT NHTSA DOT TP-07 Report Template USA 23 March 2017

Test Date: 22 March 2017

TABLE OF CONTENTS

Section I	Purpose of Compliance Test
Section II	Compliance Test Data Summary
Section III	Test Data
Section IV	Test Failure Details
Appendix A	Interpretations or Deviations from FMVSS No. 218
Appendix B	Test Equipment and Calibration
Appendix C	Photographs

PURPOSE OF COMPLIANCE TEST

1. PURPOSE OF COMPLIANCE TEST

This testing was conducted as part of the Department of Transportation, National Highway Traffic Safety Administration's Federal Motor Vehicle Safety Standard (FMVSS) No. 218, "Motorcycle Helmets"¹ Compliance Program. The purpose of the test was to determine if the production helmets supplied by the Office of Vehicle Safety Compliance satisfy the requirements of TP-218-07², as governed by the contract.

2. TEST PROCEDURE

The ACT Lab Helmet Testing Manual, Part I – Motorcycle Helmets³ submitted to the Office of Vehicle Safety Compliance, National Highway Traffic Safety Administration, contains the specific procedures used to conduct this test. The ACT Lab Helmet Testing Manual, Part I – Motorcycle Helmets as modified by Project-Specific notations is in accordance with TP-218-07.

The test procedure shall not be in conflict with any portion of FMVSS No. 218 nor amendments in effect as noted in the applicable contract.

¹ NHTSA, FMVSS No. 218, Motorcycle Helmets, 49 CFR Chapter V Section 571.218, August 20, 1973 as last amended FR 28132 Vol. 76, No. 93, May 13, 2011.

² NHTSA, TP-218-07, Laboratory Test Procedure for FMVSS 218, Motorcycle Helmets, 13 May 2011.

³ ACT Lab Helmet Test Manual, Version 4.2 – Motorcycle Helmets in accordance with FMVSS No. 218, 22 July 2013.

HELMET DATA

Helmet Brand Name	AGV					
Model Designation	OP03 (Blade)					
Manufacturer	AGV					
Helmet Size Label	M (57-58 cm)					
Test Headform size	Small		Medium		X	Large
Helmet Positioning Index (HPI)	55 mm		Manufacturer supplied		X	ACT determined
Helmet Coverage	Partial		Full		X	Complete
Shell Material	Thermoplastic					
Liner Material	Polystyrene					
Comfort Padding	Resilient Foam					
Buckle Description	Quick Release Ratchet Type					

HELMET	A Ambient	B Low Temp	C High Temp	D Water Immersed	E Spare
SHELL COLOR/PATTERN	Grey	Grey	Grey	Grey	Grey
WEIGHT (grams)	1072	1077	1071	1081	1203
MONTH & YEAR OF MANUFACTURE	01/2016	01/2016	01/2016	01/2016	01/2016

COMMENTS:

1. All helmets were received in undamaged condition and were appropriate for testing.
2. Weights listed above for helmets A-D are as tested with face shield removed.
3. Weight for helmet E is complete with all components in place.
4. NHTSA provided the HPI based on information obtained from the manufacturer.

SUMMARY OF TEST RESULTS

INDICATE Pass or Fail

HELMET	A	B	C	D
TEST	AMBIENT	LOW TEMP	HIGH TEMP	WATER IMMERSSED
IMPACT	Pass	Fail	Pass	Pass
PENETRATION	Pass	Pass	Pass	Pass
RETENTION	Pass	Pass	Pass	Pass

INDICATE Pass or Fail

TEST	PASS/FAIL
PERIPHERAL VISION	Pass
LABELING	Pass

COMMENT:

1. S5.1 Impact Attenuation. (b) Accelerations in excess of 200g exceeded a cumulative duration of 2.0 ms: Low temperature sample, right location, flat anvil, 2nd impact, 2.1 ms.

SELECTION OF APPROPRIATE HEADFORM

Paragraph S6.1 - If the helmet size designation falls into more than one of three size ranges, it shall be tested on each appropriate headform.

HELMET SIZE DESIGNATION	HEADFORM SIZE
Less than or equal to 6-3/4 (European Size 54)	SMALL
Greater than 6-3/4, but less than or equal to 7-1/2 (European Size 60)	MEDIUM
Greater than 7-1/2 (European 60)	LARGE

COMMENTS:

The manufacturer marked the helmet with its corresponding discrete size: M 57-58 cm.
Discrete Size: 57-58 cm, Headform Size: DOT Medium

CONDITIONING FOR TESTING — Paragraph S6.4 — The protective headgear shall be conditioned for not less than 4 hours and no more than 24 hours, in the specified environmental condition shown below, prior to test.

Ambient Conditions	16°C to 26°C (61°F to 79°F); 30% to 70% Relative Humidity
Low Temperature	-15°C to -5°C (5°F to 23°F)
High Temperature	45°C to 55°C (113°F to 131°F)
Water Immersion	16°C to 26°C (61°F to 79°F)

The maximum time during which the protective headgear may be out of the conditioning environment shall not exceed 4 minutes. It must then be returned to the conditioned environment for a minimum of 3 minutes for each minute or portion of a minute in excess of 4 minutes out of the conditioning environment or 12 hours, whichever is less, prior to resumption of testing.

IMPACT ATTENUATION

SYSTEMS CHECK	TRIAL DROP	DROP (meters)	VEL. (m/s)	PEAK (g)	DWELL TIME (ms)		TEST RECORD	HEADFORM POSITION
					150 g	200 g		
PRETEST	1	1.4	5.12	391.5	2.4	2.0	Pre 1	Crown
	2	1.4	5.12	389.5	2.5	2.0	Pre 2	Crown
	3	1.4	5.13	388.0	2.4	2.0	Pre 3	Crown
PRETEST AVERAGE		XXXX	XXXX	390.0	XXX	XXX	XXXX	XXXX
POSTTEST	1	1.4	5.16	395.7	2.5	2.1	Post 1	Crown
	2	1.4	5.14	392.9	2.4	2.0	Post 2	Crown
	3	1.4	5.11	394.1	2.5	2.1	Post 3	Crown
POSTTEST AVERAGE		XXXX	XXXX	394.0	XXX	XXX	XXXX	XXXX
DIFFERENCE BETWEEN PRE-TEST AND POST-TEST AVERAGES				4.2	DIFFERENCE NOT TO EXCEED 15 g			

Helmet Designation	Helmet Condition	Impact Location	Front		Left		Right		Rear	
			Impact Number	1	2	1	2	1	2	1
A	Ambient	Anvil	Hemi		Hemi		Flat		Flat	
		Test Record No.	1	2	3	4	5	6	7	8
		Peak g	99	137	102	121	178	231	148	158
		ms @ 150	0.0	0.0	0.0	0.0	2.7	3.0	0.0	0.6
		ms @ 200	0.0	0.0	0.0	0.0	0.0	1.9	0.0	0.0
		Velocity m/s	5.20	5.18	5.18	5.17	6.01	6.01	6.08	6.03
B	Low Temperature	Anvil	Hemi		Hemi		Flat		Flat	
		Test Record No.	9	10	11	12	13	14	15	16
		Peak g	106	145	94	110	170	239	146	158
		ms @ 150	0.0	0.0	0.0	0.0	0.9	3.0	0.0	0.5
		ms @ 200	0.0	0.0	0.0	0.0	0.0	2.1	0.0	0.0
		Velocity m/s	5.20	5.20	5.20	5.19	6.01	5.99	6.08	6.05
C	High Temperature	Anvil	Hemi		Hemi		Flat		Flat	
		Test Record No.	17	18	19	20	21	22	23	24
		Peak g	94	134	103	116	181	211	137	142
		ms @ 150	0.0	0.0	0.0	0.0	2.0	2.9	0.0	0.0
		ms @ 200	0.0	0.0	0.0	0.0	0.0	0.9	0.0	0.0
		Velocity m/s	5.21	5.20	5.20	5.19	6.01	6.01	6.01	5.98
D	Water Immersed	Anvil	Hemi		Hemi		Flat		Flat	
		Test Record No.	25	26	27	28	29	30	31	32
		Peak g	94	121	90	116	185	206	136	130
		ms @ 150	0.0	0.0	0.0	0.0	2.3	3.0	0.0	0.0
		ms @ 200	0.0	0.0	0.0	0.0	0.0	0.6	0.0	0.0
		Velocity m/s	5.18	5.18	5.20	5.20	6.01	5.99	6.06	6.03

COMMENTS: 1. The actual drop heights were: flat anvil 195 cm, hemi anvil 146 cm.
2. Values reported in the above tables are rounded.

Contract File No.: 52.0803
Test File: C021

Technician: George Stetina

Control Document Rev.4 Official ACT NHTSA DOT TP-07 Report Template USA 23 March 2017

Test Date: 22 March 2017

PENETRATION

Paragraph S5.2 and S7.2

WEIGHT OF STRIKER: 2.95 to 3.06 kg (6 pounds, 8 ounces to 6 pounds, 12 ounces)

POINT OF STRIKER: Radius = 0.5 ± 0.1 mm (0.02 ± 0.004 in.), included angle of $60^\circ \pm 0.5^\circ$, hardness minimum of 60 Rockwell "C" Scale and a cone height of not less than 3.8 ± 0.038 cm (1.5 ± 0.015 in.).

HEIGHT OF FALL: $300 \text{ cm} \pm 1.5 \text{ cm}$, measured from the tip of the striker point to the outer surface of the mounted protective headgear.

FAILURE CRITERION: When tested, the protective headgear shall be failed if the penetrator has made an indentation in the headform.

TEST	HELMET	TEST LOCATION	PASS	FAIL	CONDITIONS
1	A	Crown	X		AMBIENT
2	A	Front Left	X		AMBIENT
3	B	Crown	X		LOW TEMPERATURE
4	B	Front Left	X		LOW TEMPERATURE
5	C	Crown	X		HIGH TEMPERATURE
6	C	Front Left	X		HIGH TEMPERATURE
7	D	Crown	X		WATER IMMERSED
8	D	Front Left	X		WATER IMMERSED

COMMENT: Photographs of penetration test locations are found in Appendix C.

RETENTION SYSTEM

Paragraph S5.3 and S7.3

AMBIENT TEMPERATURE : 20 °C ; AMBIENT HUMIDITY : 55 %

REQUIREMENTS:

READING	APPLIED LOAD
INITIAL	22.68 kg, + 4.54 kg, - 0 kg (50.0 Lbs, + 10 Lbs, - 0 Lbs)
FINAL	136 kg, + 0 kg, - 2.3 kg (300.0 Lbs, + 0 Lbs, - 5 Lbs)

ELONGATION NOT TO EXCEED 2.5 cm (1.0 INCH) AFTER LOAD INCREASE

HELMET	CONDITIONS	INITIAL READING (cm)	FINAL READING (cm)	ELONGATION (cm)
A	AMBIENT	0.52	1.72	1.20
B	LOW TEMPERATURE	0.53	1.80	1.27
C	HIGH TEMPERATURE	0.46	1.72	1.26
D	WATER IMMERSED	0.54	1.76	1.22

CONFIGURATION - Paragraph S5.4 - Helmet shall provide a minimum peripheral vision of 105° to each side of the midsagittal plane. The brow opening shall be at least 2.54 cm (1 inch) above all points in the basic plane that are within the angles of peripheral vision.

	REQUIREMENTS	TEST RESULTS
PERIPHERAL VISION	> 105°	Pass
BROW OPENING	> 2.5 cm (1 inch)	Pass

COMMENT: Values in the above tables are rounded.

LABELING

S5.6.1 *Labeling* - Each helmet shall be permanently and legibly labeled, in a manner such that the label(s) can be easily read without removing padding or any other permanent part, with the following:

Required Information	Content/Format	Permanent
Manufacturer's name	Pass	Pass
Discrete size	Pass	Pass
Month and year of manufacture	Pass	Pass
Instructions to the purchaser as follows:	-----	-----
“Shell and liner constructed of (identify type(s) of materials).”	Pass	Pass
“Helmet can be seriously damaged by some common substances without damage being visible to the user.”	Pass	Pass
“Apply only the following: (Recommended cleaning agents, paints, adhesives, etc., as appropriate.”	Pass	Pass
“Make no modifications.”	Pass	Pass
“Fasten helmet securely.”	Pass	Pass
“If helmet experiences a severe blow, return it to the manufacturer for inspection, or destroy it and replace it.”	Pass	Pass

COMMENT: Labels were determined to be both easily read and permanent based on the TP-218-07, Section 12.5.4.

LABELING

S5.6.2 Certification. Each helmet shall be labeled permanently and legibly with a label, constituting the manufacturer's certification that the helmet conforms to the applicable Federal motor vehicle safety standards, that is separate from the label(s) used to comply with S5.6.1, and complies with paragraphs (a) through (c) of this section.

(a) Content, format, and appearance. The label required by paragraph S5.6.2 shall have the following content, format, and appearance:

Required Certification Information	Content/ Format	Permanent
The symbol "DOT," horizontally centered on the label, in letters not less than 0.38 inch (1.0 cm) high.	Pass	Pass
The term "FMVSS No. 218," horizontally centered beneath the symbol DOT, in letters not less than 0.09 inches (0.23 cm) high.	Pass	
The word "CERTIFIED," horizontally centered beneath the term "FMVSS No. 218," in letters not less than 0.09 inches (0.23 cm) high.	Pass	
The precise model designation horizontally centered above the symbol DOT, in letters and/or numerals not less than 0.09 inch (0.23 cm) high.	Pass	
The manufacturer's name and/or brand, horizontally centered above the model designation, in letters and/or numerals not less than 0.09 inch (0.23 cm) high.	Pass	
All symbols, letters and numerals shall be in a color that contrasts with the background of the label.	Pass	
No information, other than the information specified in subparagraph (a), shall appear on the label.	Pass	
The label shall appear on the outer surface of the helmet and be placed so that it is centered laterally with the horizontal centerline of the DOT symbol located a minimum of 1 inch (2.5 cm) and a maximum of 3 inches (7.6 cm) from the bottom edge of the posterior portion of the helmet.	Pass	

COMMENT: Labels were determined to be both easily read and permanent based on the TP-218-07, Section 12.5.4.

TEST DATA

Contract File No.: 52.0803

Test File: C021

Control Document Rev.4 Official ACT NHTSA DOT TP-07 Report Template USA 23 March 2017

Technician: George Stetina

Test Date: 22 March 2017



Helmet Info/Test Conditions | MPI | **Impact/Penetration** | Retention | Rolloff/Misc. | Crush | Print

Set-up | Impact Pre-test | **Impact Test** | Impact Post Test | Penetration | Force Pre-test | Force Transmission | Force Post-test

Target Impact Specification

Velocity (m/s) 0.00

Energy (J) 0.0

Drop Height (m) 0.000

Headform

DOT C

Drop Mass (kg) 4.944

Impact Site

Front Rear

Left Right

Crown Other

Degrees-mm -

Anvil

Flat Hazard

Hemi Edge

Curb Other

Cylinder

Anvil Definition Other

Impact Results

Peak G 99

Time of Peak (ms) 13.3

Δ Time @ 150 G (ms) 0.0

Δ Time @ 200 G (ms) 0.0

Gate Time (ms) 4.9

Impact Velocity (m/s) 5.20

Impact Energy (J) 67

HIC 407

SI 465

Rebound Gate Time (ms) 11.1

Rebound Velocity (m/s) 2.30

Coefficient of Restitution 0.44

Test Status **Complete**

Select Helmet

ID: A Make: AGV S/N: C021 Cond: Ambient

Manual Zero Positioning

Drop Site 1

Drop No. 1

Run Test

Acceleration G

Time (ms)

Display Chan. RSLT X Y Z

EXIT

Helmet Info/Test Conditions | MPI | **Impact/Penetration** | Retention | Rolloff/Misc. | Crush | Print

Set-up | Impact Pre-test | **Impact Test** | Impact Post Test | Penetration | Force Pre-test | Force Transmission | Force Post-test

Target Impact Specification

Velocity (m/s) 0.00

Energy (J) 0.0

Drop Height (m) 0.000

Headform

DOT C

Drop Mass (kg) 4.944

Impact Site

Front Rear

Left Right

Crown Other

Degrees-mm -

Anvil

Flat Hazard

Hemi Edge

Curb Other

Cylinder

Anvil Definition Other

Impact Results

Peak G 137

Time of Peak (ms) 13.7

Δ Time @ 150 G (ms) 0.0

Δ Time @ 200 G (ms) 0.0

Gate Time (ms) 4.9

Impact Velocity (m/s) 5.18

Impact Energy (J) 66

HIC 653

SI 755

Rebound Gate Time (ms) 9.7

Rebound Velocity (m/s) 2.64

Coefficient of Restitution 0.51

Test Status **Complete**

Select Helmet

ID: A Make: AGV S/N: C021 Cond: Ambient

Manual Zero Positioning

Drop Site 1

Drop No. 2

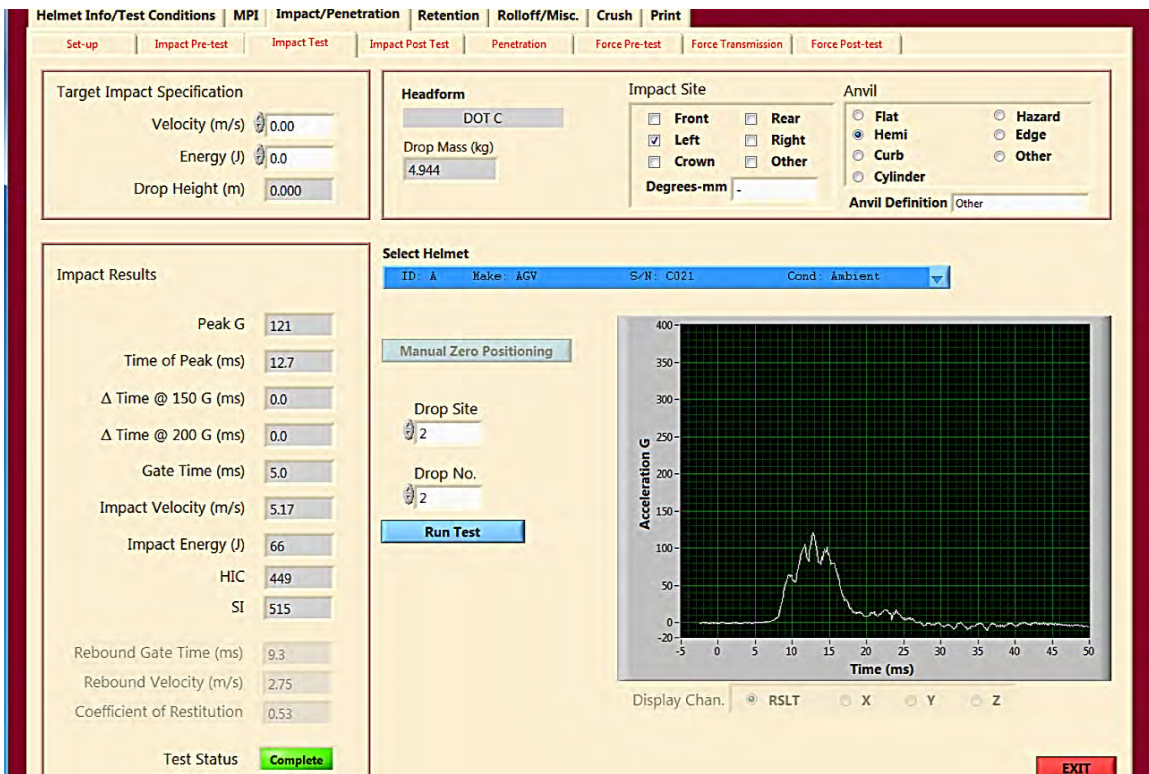
Run Test

Acceleration G

Time (ms)

Display Chan. RSLT X Y Z

EXIT



Helmet Info/Test Conditions | MPI | **Impact/Penetration** | Retention | Rolloff/Misc. | Crush | Print

Set-up | Impact Pre-test | **Impact Test** | Impact Post Test | Penetration | Force Pre-test | Force Transmission | Force Post-test

Target Impact Specification

Velocity (m/s) 0.00

Energy (J) 0.0

Drop Height (m) 0.000

Headform

DOT C

Drop Mass (kg) 4.944

Impact Site

Front Rear
 Left Right
 Crown Other

Degrees-mm -

Anvil

Flat Hazard
 Hemi Edge
 Curb Other
 Cylinder

Anvil Definition Other

Impact Results

Peak G 178

Time of Peak (ms) 10.8

Δ Time @ 150 G (ms) 2.7

Δ Time @ 200 G (ms) 0.0

Gate Time (ms) 4.3

Impact Velocity (m/s) 6.01

Impact Energy (J) 89

HIC 1133

SI 1304

Rebound Gate Time (ms) 12.3

Rebound Velocity (m/s) 2.08

Coefficient of Restitution 0.35

Test Status **Complete**

Select Helmet

ID: A Make: AGV S/N: C021 Cond: Ambient

Manual Zero Positioning

Drop Site 3

Drop No. 1

Run Test

Acceleration G

Time (ms)

Display Chan: RSLT X Y Z

EXIT

Helmet Info/Test Conditions | MPI | **Impact/Penetration** | Retention | Rolloff/Misc. | Crush | Print

Set-up | Impact Pre-test | **Impact Test** | Impact Post Test | Penetration | Force Pre-test | Force Transmission | Force Post-test

Target Impact Specification

Velocity (m/s) 0.00

Energy (J) 0.0

Drop Height (m) 0.000

Headform

DOT C

Drop Mass (kg) 4.944

Impact Site

Front Rear
 Left Right
 Crown Other

Degrees-mm -

Anvil

Flat Hazard
 Hemi Edge
 Curb Other
 Cylinder

Anvil Definition Other

Impact Results

Peak G 231

Time of Peak (ms) 11.4

Δ Time @ 150 G (ms) 3.0

Δ Time @ 200 G (ms) 1.9

Gate Time (ms) 4.3

Impact Velocity (m/s) 6.01

Impact Energy (J) 89

HIC 1742

SI 2009

Rebound Gate Time (ms) 9.2

Rebound Velocity (m/s) 2.78

Coefficient of Restitution 0.46

Test Status **Complete**

Select Helmet

ID: A Make: AGV S/N: C021 Cond: Ambient

Manual Zero Positioning

Drop Site 3

Drop No. 2

Run Test

Acceleration G

Time (ms)

Display Chan: RSLT X Y Z

EXIT

Helmet Info/Test Conditions | MPI | **Impact/Penetration** | Retention | Rolloff/Misc. | Crush | Print

Set-up | Impact Pre-test | **Impact Test** | Impact Post Test | Penetration | Force Pre-test | Force Transmission | Force Post-test

Target Impact Specification

Velocity (m/s) 0.00

Energy (J) 0.0

Drop Height (m) 0.000

Headform

DOT C

Drop Mass (kg) 4.944

Impact Site

Front Rear
 Left Right
 Crown Other

Degrees-mm -

Anvil

Flat Hazard
 Hemi Edge
 Curb Other
 Cylinder

Anvil Definition Other

Impact Results

Peak G 148

Time of Peak (ms) 11.2

Δ Time @ 150 G (ms) 0.0

Δ Time @ 200 G (ms) 0.0

Gate Time (ms) 4.2

Impact Velocity (m/s) 6.08

Impact Energy (J) 91

HIC 787

SI 892

Rebound Gate Time (ms) 15.2

Rebound Velocity (m/s) 1.68

Coefficient of Restitution 0.28

Test Status **Complete**

Select Helmet

ID: A Make: AGV S/N: C021 Cond: Ambient

Manual Zero Positioning

Drop Site 4

Drop No. 1

Run Test

Acceleration G

Time (ms)

Display Chan. RSLT X Y Z

EXIT

Helmet Info/Test Conditions | MPI | **Impact/Penetration** | Retention | Rolloff/Misc. | Crush | Print

Set-up | Impact Pre-test | **Impact Test** | Impact Post Test | Penetration | Force Pre-test | Force Transmission | Force Post-test

Target Impact Specification

Velocity (m/s) 0.00

Energy (J) 0.0

Drop Height (m) 0.000

Headform

DOT C

Drop Mass (kg) 4.944

Impact Site

Front Rear
 Left Right
 Crown Other

Degrees-mm -

Anvil

Flat Hazard
 Hemi Edge
 Curb Other
 Cylinder

Anvil Definition Other

Impact Results

Peak G 158

Time of Peak (ms) 12.1

Δ Time @ 150 G (ms) 0.6

Δ Time @ 200 G (ms) 0.0

Gate Time (ms) 4.2

Impact Velocity (m/s) 6.03

Impact Energy (J) 90

HIC 816

SI 944

Rebound Gate Time (ms) 15.3

Rebound Velocity (m/s) 1.68

Coefficient of Restitution 0.28

Test Status **Complete**

Select Helmet

ID: A Make: AGV S/N: C021 Cond: Ambient

Manual Zero Positioning

Drop Site 4

Drop No. 2

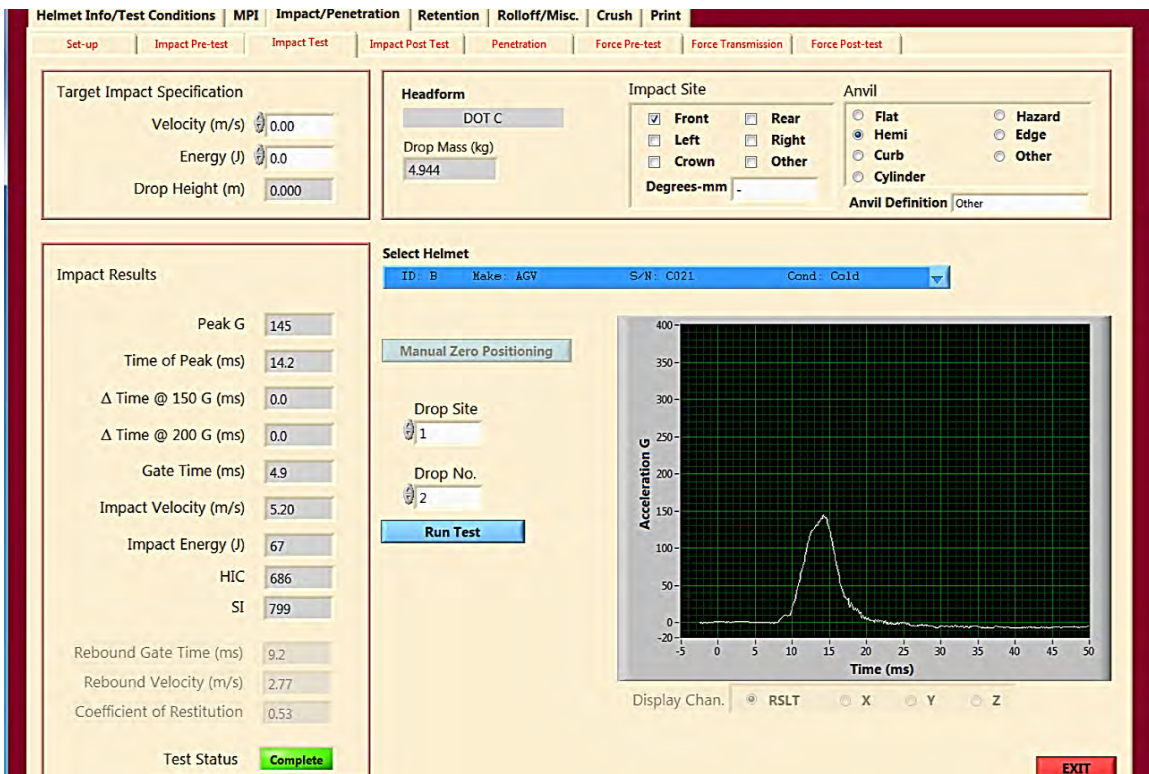
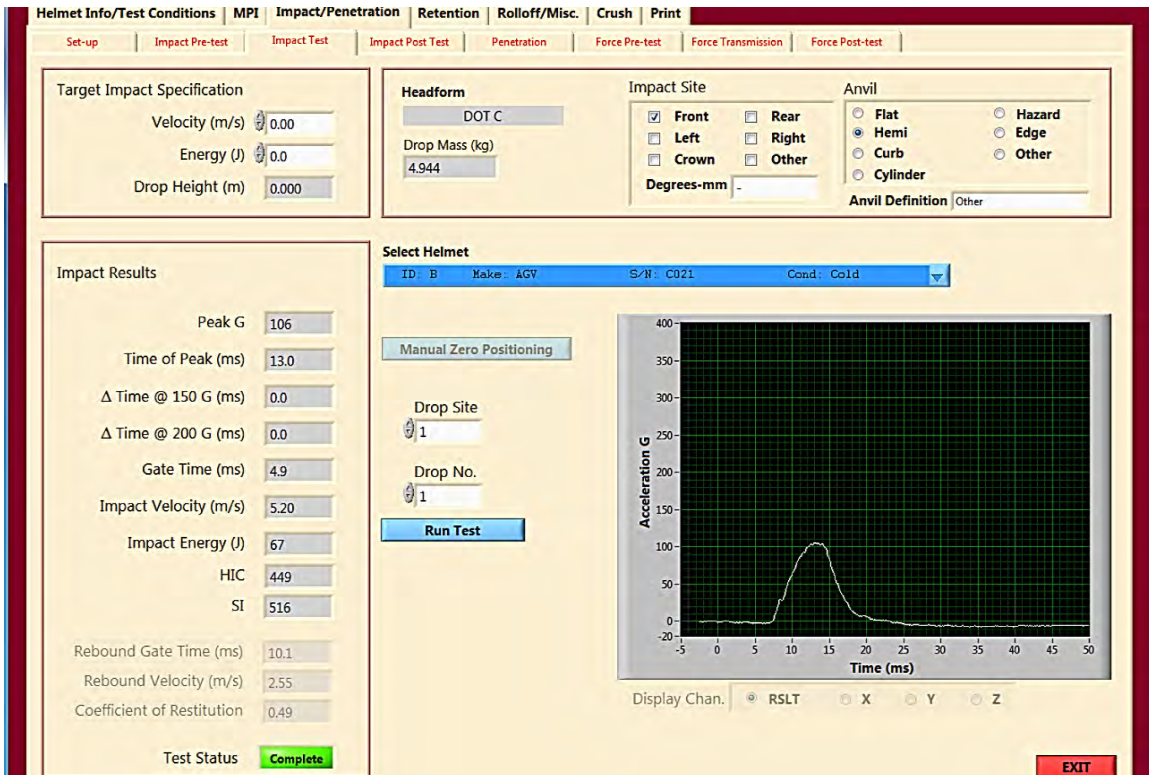
Run Test

Acceleration G

Time (ms)

Display Chan. RSLT X Y Z

EXIT



Helmet Info/Test Conditions | MPI | **Impact/Penetration** | Retention | Rolloff/Misc. | Crush | Print

Set-up | Impact Pre-test | **Impact Test** | Impact Post Test | Penetration | Force Pre-test | Force Transmission | Force Post-test

Target Impact Specification

Velocity (m/s) 0.00

Energy (J) 0.0

Drop Height (m) 0.000

Headform

DOT C

Drop Mass (kg) 4.944

Impact Site

Front Rear
 Left Right
 Crown Other

Degrees-mm -

Anvil

Flat Hazard
 Hemi Edge
 Curb Other
 Cylinder

Anvil Definition Other

Impact Results

Peak G 94

Time of Peak (ms) 12.1

Δ Time @ 150 G (ms) 0.0

Δ Time @ 200 G (ms) 0.0

Gate Time (ms) 4.9

Impact Velocity (m/s) 5.20

Impact Energy (J) 67

HIC 448

SI 488

Rebound Gate Time (ms) 9.6

Rebound Velocity (m/s) 2.68

Coefficient of Restitution 0.52

Test Status **Complete**

Select Helmet

ID: B Make: AGV S/N: C021 Cond: Cold

Manual Zero Positioning

Drop Site 2

Drop No. 1

Run Test

Acceleration G

Time (ms)

Display Chan: RSLT X Y Z

EXIT

Helmet Info/Test Conditions | MPI | **Impact/Penetration** | Retention | Rolloff/Misc. | Crush | Print

Set-up | Impact Pre-test | **Impact Test** | Impact Post Test | Penetration | Force Pre-test | Force Transmission | Force Post-test

Target Impact Specification

Velocity (m/s) 0.00

Energy (J) 0.0

Drop Height (m) 0.000

Headform

DOT C

Drop Mass (kg) 4.944

Impact Site

Front Rear
 Left Right
 Crown Other

Degrees-mm -

Anvil

Flat Hazard
 Hemi Edge
 Curb Other
 Cylinder

Anvil Definition Other

Impact Results

Peak G 110

Time of Peak (ms) 14.6

Δ Time @ 150 G (ms) 0.0

Δ Time @ 200 G (ms) 0.0

Gate Time (ms) 4.9

Impact Velocity (m/s) 5.19

Impact Energy (J) 67

HIC 467

SI 527

Rebound Gate Time (ms) 8.8

Rebound Velocity (m/s) 2.91

Coefficient of Restitution 0.56

Test Status **Complete**

Select Helmet

ID: B Make: AGV S/N: C021 Cond: Cold

Manual Zero Positioning

Drop Site 2

Drop No. 2

Run Test

Acceleration G

Time (ms)

Display Chan: RSLT X Y Z

EXIT

Helmet Info/Test Conditions | MPI | **Impact/Penetration** | Retention | Rolloff/Misc. | Crush | Print

Set-up | Impact Pre-test | **Impact Test** | Impact Post Test | Penetration | Force Pre-test | Force Transmission | Force Post-test

Target Impact Specification

Velocity (m/s) 0.00

Energy (J) 0.0

Drop Height (m) 0.000

Headform

DOT C

Drop Mass (kg) 4.944

Impact Site

Front Rear
 Left Right
 Crown Other

Degrees-mm -

Anvil

Flat Hazard
 Hemi Edge
 Curb Other
 Cylinder

Anvil Definition Other

Impact Results

Peak G 170

Time of Peak (ms) 10.2

Δ Time @ 150 G (ms) 0.9

Δ Time @ 200 G (ms) 0.0

Gate Time (ms) 4.3

Impact Velocity (m/s) 6.01

Impact Energy (J) 89

HIC 1040

SI 1183

Rebound Gate Time (ms) 11.6

Rebound Velocity (m/s) 2.22

Coefficient of Restitution 0.37

Test Status **Complete**

Select Helmet

ID: B Make: AGV S/N: C021 Cond: Cold

Manual Zero Positioning

Drop Site 3

Drop No. 1

Run Test

Acceleration G

Time (ms)

Display Chan: RSLT X Y Z

EXIT

Helmet Info/Test Conditions | MPI | **Impact/Penetration** | Retention | Rolloff/Misc. | Crush | Print

Set-up | Impact Pre-test | **Impact Test** | Impact Post Test | Penetration | Force Pre-test | Force Transmission | Force Post-test

Target Impact Specification

Velocity (m/s) 0.00

Energy (J) 0.0

Drop Height (m) 0.000

Headform

DOT C

Drop Mass (kg) 4.944

Impact Site

Front Rear
 Left Right
 Crown Other

Degrees-mm -

Anvil

Flat Hazard
 Hemi Edge
 Curb Other
 Cylinder

Anvil Definition Other

Impact Results

Peak G 239

Time of Peak (ms) 11.4

Δ Time @ 150 G (ms) 3.0

Δ Time @ 200 G (ms) 2.1

Gate Time (ms) 4.3

Impact Velocity (m/s) 5.99

Impact Energy (J) 89

HIC 1875

SI 2164

Rebound Gate Time (ms) 8.9

Rebound Velocity (m/s) 2.88

Coefficient of Restitution 0.48

Test Status **Complete**

Select Helmet

ID: B Make: AGV S/N: C021 Cond: Cold

Manual Zero Positioning

Drop Site 3

Drop No. 2

Run Test

Acceleration G

Time (ms)

Display Chan: RSLT X Y Z

EXIT

Helmet Info/Test Conditions | MPI | **Impact/Penetration** | Retention | Rolloff/Misc. | Crush | Print

Set-up | Impact Pre-test | **Impact Test** | Impact Post Test | Penetration | Force Pre-test | Force Transmission | Force Post-test

Target Impact Specification

Velocity (m/s) 0.00

Energy (J) 0.0

Drop Height (m) 0.000

Headform

DOT C

Drop Mass (kg) 4.944

Impact Site

Front Rear
 Left Right
 Crown Other

Degrees-mm -

Anvil

Flat Hazard
 Hemi Edge
 Curb Other
 Cylinder

Anvil Definition Other

Impact Results

Peak G 146

Time of Peak (ms) 10.4

Δ Time @ 150 G (ms) 0.0

Δ Time @ 200 G (ms) 0.0

Gate Time (ms) 4.2

Impact Velocity (m/s) 6.08

Impact Energy (J) 91

HIC 788

SI 888

Rebound Gate Time (ms) 17.7

Rebound Velocity (m/s) 1.44

Coefficient of Restitution 0.24

Test Status **Complete**

Select Helmet

ID: B Make: AGV S/N: C021 Cond: Cold

Manual Zero Positioning

Drop Site 4

Drop No. 1

Run Test

Acceleration G

Time (ms)

Display Chan: RSLT X Y Z

EXIT

Helmet Info/Test Conditions | MPI | **Impact/Penetration** | Retention | Rolloff/Misc. | Crush | Print

Set-up | Impact Pre-test | **Impact Test** | Impact Post Test | Penetration | Force Pre-test | Force Transmission | Force Post-test

Target Impact Specification

Velocity (m/s) 0.00

Energy (J) 0.0

Drop Height (m) 0.000

Headform

DOT C

Drop Mass (kg) 4.944

Impact Site

Front Rear
 Left Right
 Crown Other

Degrees-mm -

Anvil

Flat Hazard
 Hemi Edge
 Curb Other
 Cylinder

Anvil Definition Other

Impact Results

Peak G 158

Time of Peak (ms) 11.2

Δ Time @ 150 G (ms) 0.5

Δ Time @ 200 G (ms) 0.0

Gate Time (ms) 4.2

Impact Velocity (m/s) 6.05

Impact Energy (J) 90

HIC 853

SI 976

Rebound Gate Time (ms) 15.1

Rebound Velocity (m/s) 1.70

Coefficient of Restitution 0.28

Test Status **Complete**

Select Helmet

ID: B Make: AGV S/N: C021 Cond: Cold

Manual Zero Positioning

Drop Site 4

Drop No. 2

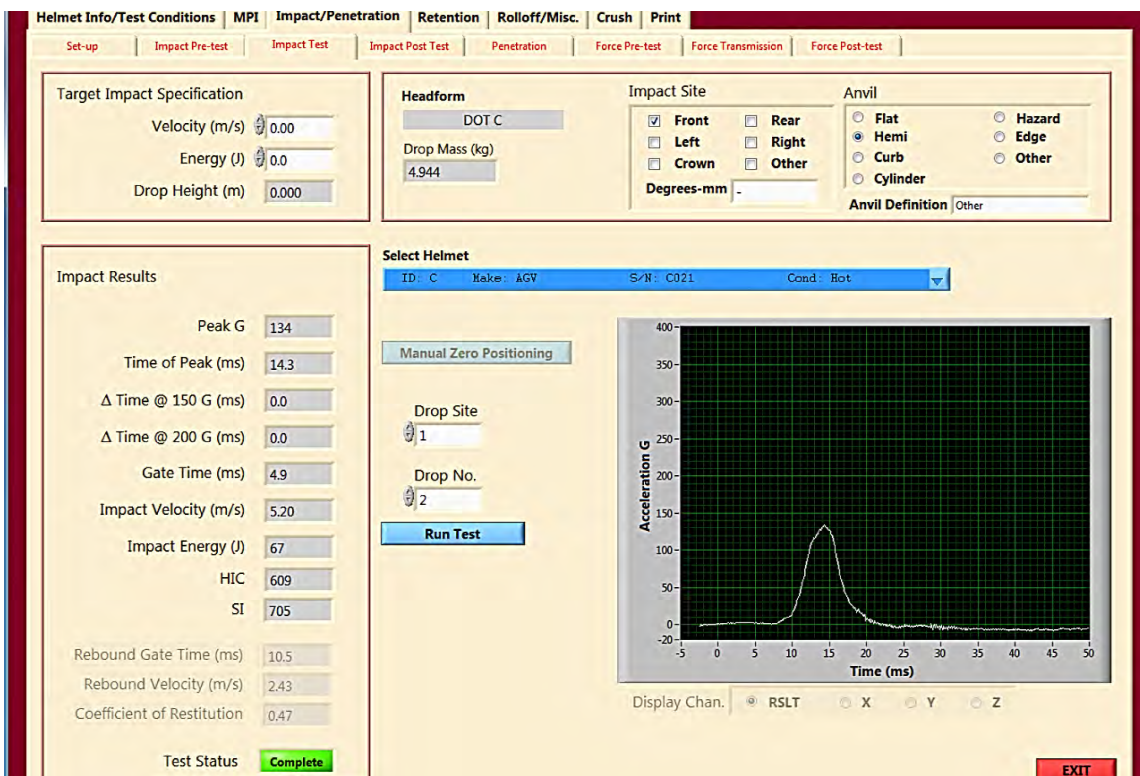
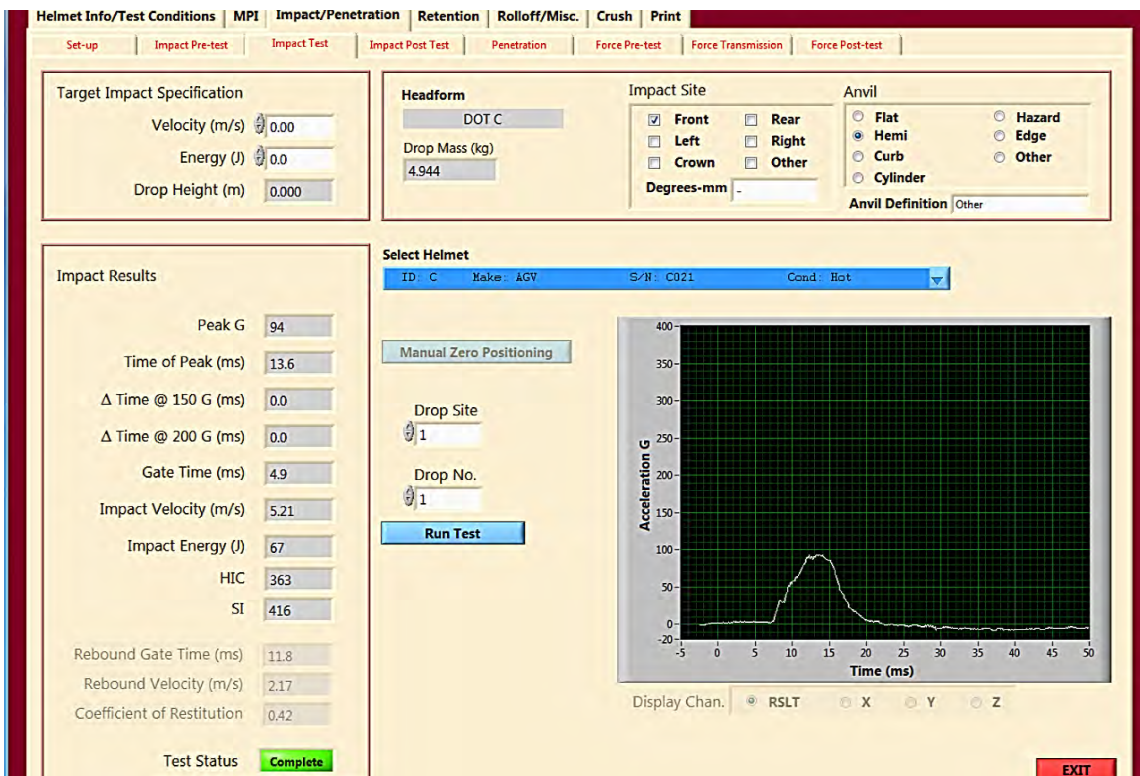
Run Test

Acceleration G

Time (ms)

Display Chan: RSLT X Y Z

EXIT



Helmet Info/Test Conditions | MPI | **Impact/Penetration** | Retention | Rolloff/Misc. | Crush | Print

Set-up | Impact Pre-test | **Impact Test** | Impact Post Test | Penetration | Force Pre-test | Force Transmission | Force Post-test

Target Impact Specification

Velocity (m/s) 0.00

Energy (J) 0.0

Drop Height (m) 0.000

Headform

DOT C

Drop Mass (kg) 4.944

Impact Site

Front Rear
 Left Right
 Crown Other

Degrees-mm -

Anvil

Flat Hazard
 Hemi Edge
 Curb Other
 Cylinder

Anvil Definition Other

Impact Results

Peak G 103

Time of Peak (ms) 12.3

Δ Time @ 150 G (ms) 0.0

Δ Time @ 200 G (ms) 0.0

Gate Time (ms) 4.9

Impact Velocity (m/s) 5.20

Impact Energy (J) 67

HIC 385

SI 427

Rebound Gate Time (ms) 10.8

Rebound Velocity (m/s) 2.38

Coefficient of Restitution 0.46

Test Status **Complete**

Select Helmet

ID: C Make: AGV S/N: C021 Cond: Hot

Manual Zero Positioning

Drop Site 2

Drop No. 1

Run Test

Acceleration G

Time (ms)

Display Chan. RSLT X Y Z

EXIT

Helmet Info/Test Conditions | MPI | **Impact/Penetration** | Retention | Rolloff/Misc. | Crush | Print

Set-up | Impact Pre-test | **Impact Test** | Impact Post Test | Penetration | Force Pre-test | Force Transmission | Force Post-test

Target Impact Specification

Velocity (m/s) 0.00

Energy (J) 0.0

Drop Height (m) 0.000

Headform

DOT C

Drop Mass (kg) 4.944

Impact Site

Front Rear
 Left Right
 Crown Other

Degrees-mm -

Anvil

Flat Hazard
 Hemi Edge
 Curb Other
 Cylinder

Anvil Definition Other

Impact Results

Peak G 116

Time of Peak (ms) 13.0

Δ Time @ 150 G (ms) 0.0

Δ Time @ 200 G (ms) 0.0

Gate Time (ms) 4.9

Impact Velocity (m/s) 5.19

Impact Energy (J) 67

HIC 423

SI 491

Rebound Gate Time (ms) 9.8

Rebound Velocity (m/s) 2.61

Coefficient of Restitution 0.50

Test Status **Complete**

Select Helmet

ID: C Make: AGV S/N: C021 Cond: Hot

Manual Zero Positioning

Drop Site 2

Drop No. 2

Run Test

Acceleration G

Time (ms)

Display Chan. RSLT X Y Z

EXIT

Helmet Info/Test Conditions | MPI | **Impact/Penetration** | Retention | Rolloff/Misc. | Crush | Print

Set-up | Impact Pre-test | **Impact Test** | Impact Post Test | Penetration | Force Pre-test | Force Transmission | Force Post-test

Target Impact Specification

Velocity (m/s) 0.00

Energy (J) 0.0

Drop Height (m) 0.000

Headform

DOT C

Drop Mass (kg) 4.944

Impact Site

Front Rear
 Left Right
 Crown Other

Degrees-mm -

Anvil

Flat Hazard
 Hemi Edge
 Curb Other
 Cylinder

Anvil Definition Other

Impact Results

Peak G 181

Time of Peak (ms) 10.7

Δ Time @ 150 G (ms) 2.0

Δ Time @ 200 G (ms) 0.0

Gate Time (ms) 4.3

Impact Velocity (m/s) 6.01

Impact Energy (J) 89

HIC 1186

SI 1358

Rebound Gate Time (ms) 8.9

Rebound Velocity (m/s) 2.87

Coefficient of Restitution 0.48

Test Status **Complete**

Select Helmet

ID: C Make: AGV S/N: C021 Cond: Not

Manual Zero Positioning

Drop Site 3

Drop No. 1

Run Test

Acceleration G

Time (ms)

Display Chan. RSLT X Y Z

EXIT

Helmet Info/Test Conditions | MPI | **Impact/Penetration** | Retention | Rolloff/Misc. | Crush | Print

Set-up | Impact Pre-test | **Impact Test** | Impact Post Test | Penetration | Force Pre-test | Force Transmission | Force Post-test

Target Impact Specification

Velocity (m/s) 0.00

Energy (J) 0.0

Drop Height (m) 0.000

Headform

DOT C

Drop Mass (kg) 4.944

Impact Site

Front Rear
 Left Right
 Crown Other

Degrees-mm -

Anvil

Flat Hazard
 Hemi Edge
 Curb Other
 Cylinder

Anvil Definition Other

Impact Results

Peak G 211

Time of Peak (ms) 11.0

Δ Time @ 150 G (ms) 2.9

Δ Time @ 200 G (ms) 0.9

Gate Time (ms) 4.3

Impact Velocity (m/s) 6.01

Impact Energy (J) 89

HIC 1465

SI 1695

Rebound Gate Time (ms) 9.7

Rebound Velocity (m/s) 2.63

Coefficient of Restitution 0.44

Test Status **Complete**

Select Helmet

ID: C Make: AGV S/N: C021 Cond: Not

Manual Zero Positioning

Drop Site 3

Drop No. 2

Run Test

Acceleration G

Time (ms)

Display Chan. RSLT X Y Z

EXIT

Helmet Info/Test Conditions | **MPI** | **Impact/Penetration** | **Retention** | **Rolloff/Misc.** | **Crush** | **Print**

Set-up | Impact Pre-test | **Impact Test** | Impact Post Test | Penetration | Force Pre-test | Force Transmission | Force Post-test

Target Impact Specification

Velocity (m/s) 0.00

Energy (J) 0.0

Drop Height (m) 0.000

Headform

DOT C

Drop Mass (kg) 4.944

Impact Site

Front Rear
 Left Right
 Crown Other

Degrees-mm -

Anvil

Flat Hazard
 Hemi Edge
 Curb Other
 Cylinder

Anvil Definition Other

Impact Results

Peak G 137

Time of Peak (ms) 10.1

Δ Time @ 150 G (ms) 0.0

Δ Time @ 200 G (ms) 0.0

Gate Time (ms) 4.3

Impact Velocity (m/s) 6.01

Impact Energy (J) 89

HIC 628

SI 708

Rebound Gate Time (ms) 17.8

Rebound Velocity (m/s) 1.44

Coefficient of Restitution 0.24

Test Status **Complete**

Select Helmet

ID: C Make: AGV S/N: C021 Cond: Not

Manual Zero Positioning

Drop Site 4

Drop No. 1

Run Test

Acceleration G

Time (ms)

Display Chan. RSLT X Y Z

EXIT

Helmet Info/Test Conditions | **MPI** | **Impact/Penetration** | **Retention** | **Rolloff/Misc.** | **Crush** | **Print**

Set-up | Impact Pre-test | **Impact Test** | Impact Post Test | Penetration | Force Pre-test | Force Transmission | Force Post-test

Target Impact Specification

Velocity (m/s) 0.00

Energy (J) 0.0

Drop Height (m) 0.000

Headform

DOT C

Drop Mass (kg) 4.944

Impact Site

Front Rear
 Left Right
 Crown Other

Degrees-mm -

Anvil

Flat Hazard
 Hemi Edge
 Curb Other
 Cylinder

Anvil Definition Other

Impact Results

Peak G 142

Time of Peak (ms) 11.1

Δ Time @ 150 G (ms) 0.0

Δ Time @ 200 G (ms) 0.0

Gate Time (ms) 4.3

Impact Velocity (m/s) 5.98

Impact Energy (J) 88

HIC 675

SI 769

Rebound Gate Time (ms) 15.8

Rebound Velocity (m/s) 1.62

Coefficient of Restitution 0.27

Test Status **Complete**

Select Helmet

ID: C Make: AGV S/N: C021 Cond: Not

Manual Zero Positioning

Drop Site 4

Drop No. 2

Run Test

Acceleration G

Time (ms)

Display Chan. RSLT X Y Z

EXIT

Helmet Info/Test Conditions | MPI | **Impact/Penetration** | Retention | Rolloff/Misc. | Crush | Print

Set-up | Impact Pre-test | **Impact Test** | Impact Post Test | Penetration | Force Pre-test | Force Transmission | Force Post-test

Target Impact Specification

Velocity (m/s) 0.00

Energy (J) 0.0

Drop Height (m) 0.000

Headform

DOT C

Drop Mass (kg) 4.944

Impact Site

Front Rear

Left Right

Crown Other

Degrees-mm -

Anvil

Flat Hazard

Hemi Edge

Curb Other

Cylinder

Anvil Definition Other

Impact Results

Peak G 94

Time of Peak (ms) 13.3

Δ Time @ 150 G (ms) 0.0

Δ Time @ 200 G (ms) 0.0

Gate Time (ms) 4.9

Impact Velocity (m/s) 5.18

Impact Energy (J) 66

HIC 364

SI 414

Rebound Gate Time (ms) 11.8

Rebound Velocity (m/s) 2.17

Coefficient of Restitution 0.42

Test Status **Complete**

Select Helmet

ID: D Make: AGV S/N: C021 Cond: Wet

Manual Zero Positioning

Drop Site 1

Drop No. 1

Run Test

Acceleration G

Time (ms)

Display Chan: RSLT X Y Z

EXIT

Helmet Info/Test Conditions | MPI | **Impact/Penetration** | Retention | Rolloff/Misc. | Crush | Print

Set-up | Impact Pre-test | **Impact Test** | Impact Post Test | Penetration | Force Pre-test | Force Transmission | Force Post-test

Target Impact Specification

Velocity (m/s) 0.00

Energy (J) 0.0

Drop Height (m) 0.000

Headform

DOT C

Drop Mass (kg) 4.944

Impact Site

Front Rear

Left Right

Crown Other

Degrees-mm -

Anvil

Flat Hazard

Hemi Edge

Curb Other

Cylinder

Anvil Definition Other

Impact Results

Peak G 121

Time of Peak (ms) 14.6

Δ Time @ 150 G (ms) 0.0

Δ Time @ 200 G (ms) 0.0

Gate Time (ms) 4.9

Impact Velocity (m/s) 5.18

Impact Energy (J) 66

HIC 500

SI 584

Rebound Gate Time (ms) 10.9

Rebound Velocity (m/s) 2.36

Coefficient of Restitution 0.46

Test Status **Complete**

Select Helmet

ID: D Make: AGV S/N: C021 Cond: Wet

Manual Zero Positioning

Drop Site 1

Drop No. 2

Run Test

Acceleration G

Time (ms)

Display Chan: RSLT X Y Z

EXIT

Helmet Info/Test Conditions | MPI | **Impact/Penetration** | Retention | Rolloff/Misc. | Crush | Print

Set-up | Impact Pre-test | **Impact Test** | Impact Post Test | Penetration | Force Pre-test | Force Transmission | Force Post-test

Target Impact Specification

Velocity (m/s) 0.00

Energy (J) 0.0

Drop Height (m) 0.000

Headform

DOT C

Drop Mass (kg) 4.944

Impact Site

Front Rear
 Left Right
 Crown Other

Degrees-mm -

Anvil

Flat Hazard
 Hemi Edge
 Curb Other
 Cylinder

Anvil Definition Other

Impact Results

Peak G 90

Time of Peak (ms) 9.5

Δ Time @ 150 G (ms) 0.0

Δ Time @ 200 G (ms) 0.0

Gate Time (ms) 4.9

Impact Velocity (m/s) 5.20

Impact Energy (J) 67

HIC 418

SI 457

Rebound Gate Time (ms) 10.2

Rebound Velocity (m/s) 2.52

Coefficient of Restitution 0.48

Test Status **Complete**

Select Helmet

ID: D Make: AGV S/N: C021 Cond: Wet

Manual Zero Positioning

Drop Site 2

Drop No. 1

Run Test

Acceleration G

Time (ms)

Display Chan: RSLT X Y Z

EXIT

Helmet Info/Test Conditions | MPI | **Impact/Penetration** | Retention | Rolloff/Misc. | Crush | Print

Set-up | Impact Pre-test | **Impact Test** | Impact Post Test | Penetration | Force Pre-test | Force Transmission | Force Post-test

Target Impact Specification

Velocity (m/s) 0.00

Energy (J) 0.0

Drop Height (m) 0.000

Headform

DOT C

Drop Mass (kg) 4.944

Impact Site

Front Rear
 Left Right
 Crown Other

Degrees-mm -

Anvil

Flat Hazard
 Hemi Edge
 Curb Other
 Cylinder

Anvil Definition Other

Impact Results

Peak G 116

Time of Peak (ms) 13.2

Δ Time @ 150 G (ms) 0.0

Δ Time @ 200 G (ms) 0.0

Gate Time (ms) 4.9

Impact Velocity (m/s) 5.20

Impact Energy (J) 67

HIC 452

SI 517

Rebound Gate Time (ms) 9.6

Rebound Velocity (m/s) 2.67

Coefficient of Restitution 0.51

Test Status **Complete**

Select Helmet

ID: D Make: AGV S/N: C021 Cond: Wet

Manual Zero Positioning

Drop Site 2

Drop No. 2

Run Test

Acceleration G

Time (ms)

Display Chan: RSLT X Y Z

EXIT

Helmet Info/Test Conditions | MPI | **Impact/Penetration** | Retention | Rolloff/Misc. | Crush | Print

Set-up | Impact Pre-test | **Impact Test** | Impact Post Test | Penetration | Force Pre-test | Force Transmission | Force Post-test

Target Impact Specification

Velocity (m/s) 0.00

Energy (J) 0.0

Drop Height (m) 0.000

Headform

DOT C

Drop Mass (kg) 4.944

Impact Site

Front Rear
 Left Right
 Crown Other

Degrees-mm -

Anvil

Flat Hazard
 Hemi Edge
 Curb Other
 Cylinder

Anvil Definition Other

Impact Results

Peak G 185

Time of Peak (ms) 10.3

Δ Time @ 150 G (ms) 2.3

Δ Time @ 200 G (ms) 0.0

Gate Time (ms) 4.3

Impact Velocity (m/s) 6.01

Impact Energy (J) 89

HIC 1055

SI 1210

Rebound Gate Time (ms) 15.3

Rebound Velocity (m/s) 1.68

Coefficient of Restitution 0.28

Test Status **Complete**

Select Helmet

ID: D Make: AGV S/N: C021 Cond: Wet

Manual Zero Positioning

Drop Site 3

Drop No. 1

Run Test

Acceleration G

Time (ms)

Display Chan. RSLT X Y Z

EXIT

Helmet Info/Test Conditions | MPI | **Impact/Penetration** | Retention | Rolloff/Misc. | Crush | Print

Set-up | Impact Pre-test | **Impact Test** | Impact Post Test | Penetration | Force Pre-test | Force Transmission | Force Post-test

Target Impact Specification

Velocity (m/s) 0.00

Energy (J) 0.0

Drop Height (m) 0.000

Headform

DOT C

Drop Mass (kg) 4.944

Impact Site

Front Rear
 Left Right
 Crown Other

Degrees-mm -

Anvil

Flat Hazard
 Hemi Edge
 Curb Other
 Cylinder

Anvil Definition Other

Impact Results

Peak G 206

Time of Peak (ms) 11.0

Δ Time @ 150 G (ms) 3.0

Δ Time @ 200 G (ms) 0.6

Gate Time (ms) 4.3

Impact Velocity (m/s) 5.99

Impact Energy (J) 89

HIC 1449

SI 1652

Rebound Gate Time (ms) 11.9

Rebound Velocity (m/s) 2.16

Coefficient of Restitution 0.36

Test Status **Complete**

Select Helmet

ID: D Make: AGV S/N: C021 Cond: Wet

Manual Zero Positioning

Drop Site 3

Drop No. 2

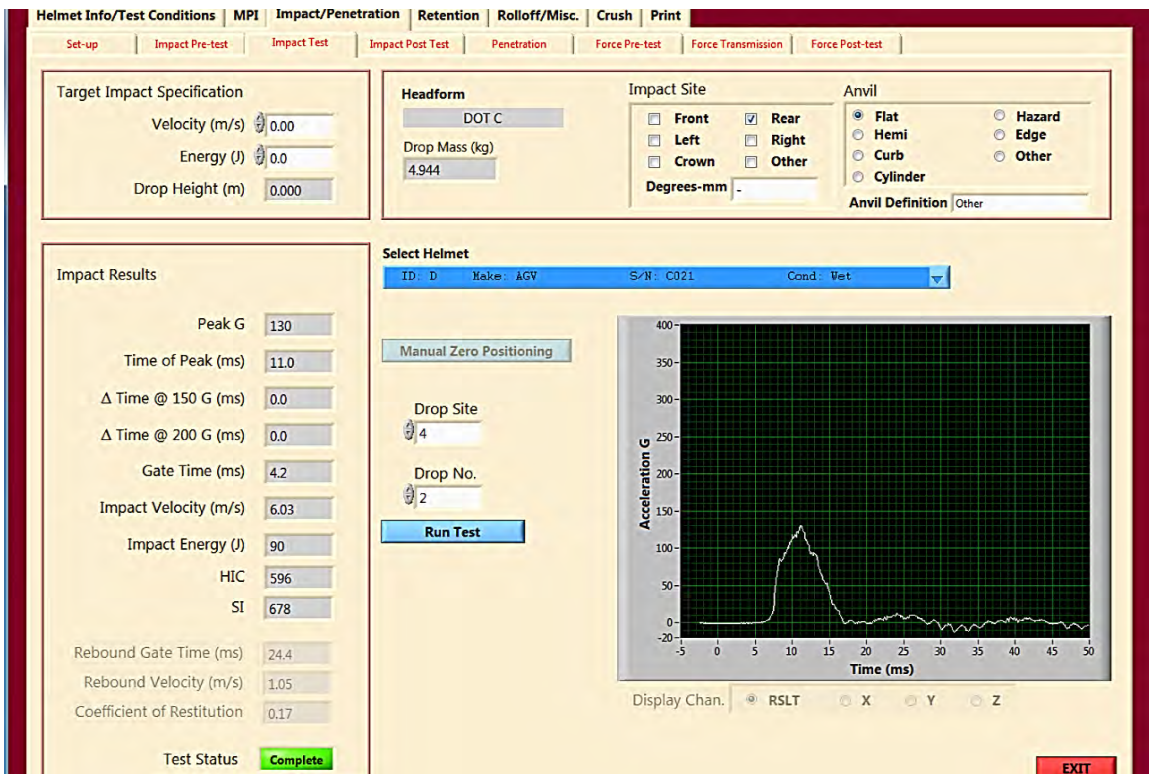
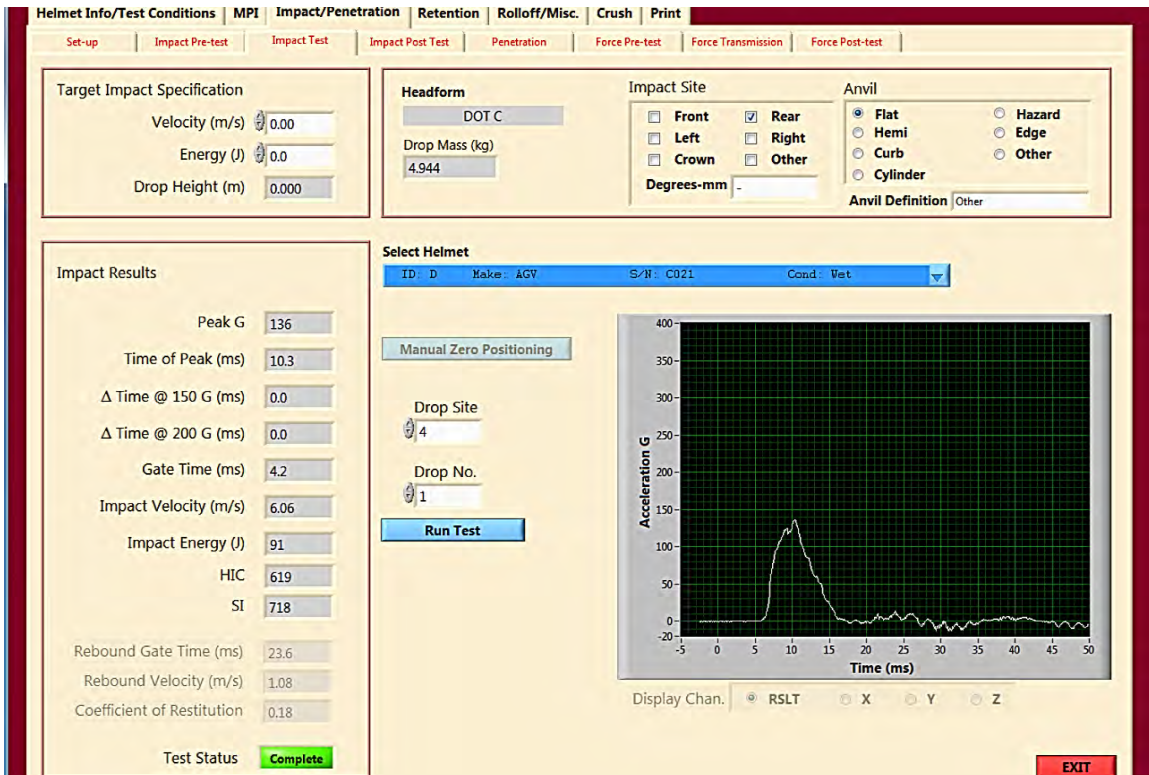
Run Test

Acceleration G

Time (ms)

Display Chan. RSLT X Y Z

EXIT



C:\DAQ\DAQ_ADMIN\Strap Retention\Strap_Retention.exe\Strap Retention - Main.vi
Last modified on 1/21/2013 at 7:38 PM
Printed on 3/22/2017 at 4:06 PM

L21NR1



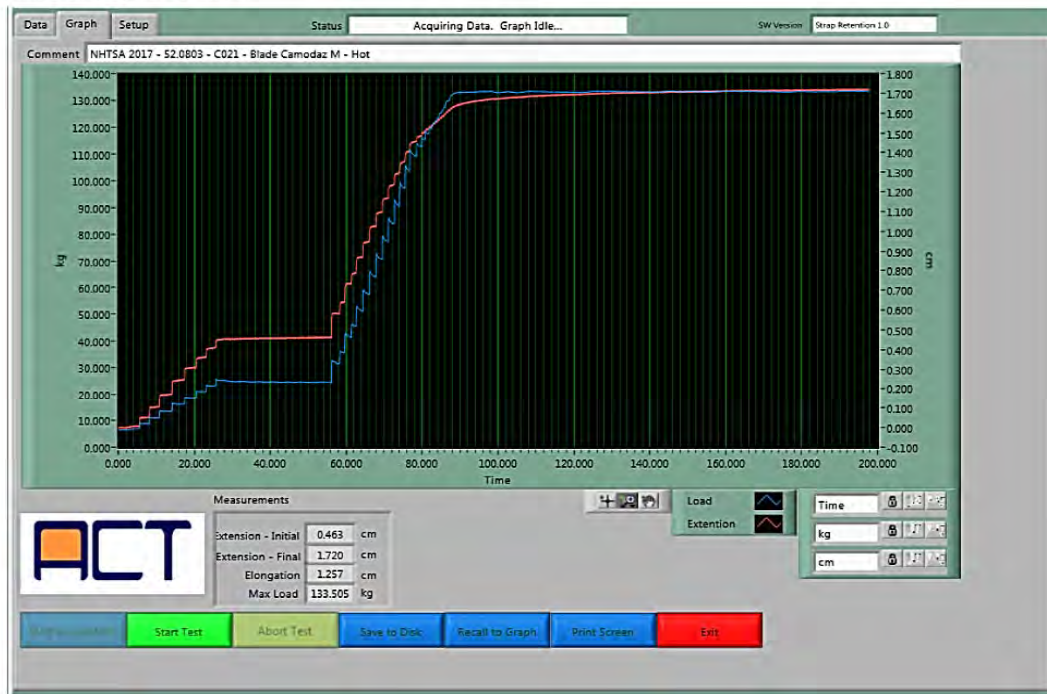
C:\DAQ\DAQ_ADMIN\Strap Retention\Strap_Retention.exe\Strap Retention - Main.vi
Last modified on 1/21/2013 at 7:38 PM
Printed on 3/22/2017 at 4:11 PM

L21NR1



C:\DAQ\DAQ_ADMIN\Strap Retention\Strap_Retention.exe\Strap Retention - Main.vi
Last modified on 1/21/2013 at 7:38 PM
Printed on 3/22/2017 at 4:17 PM

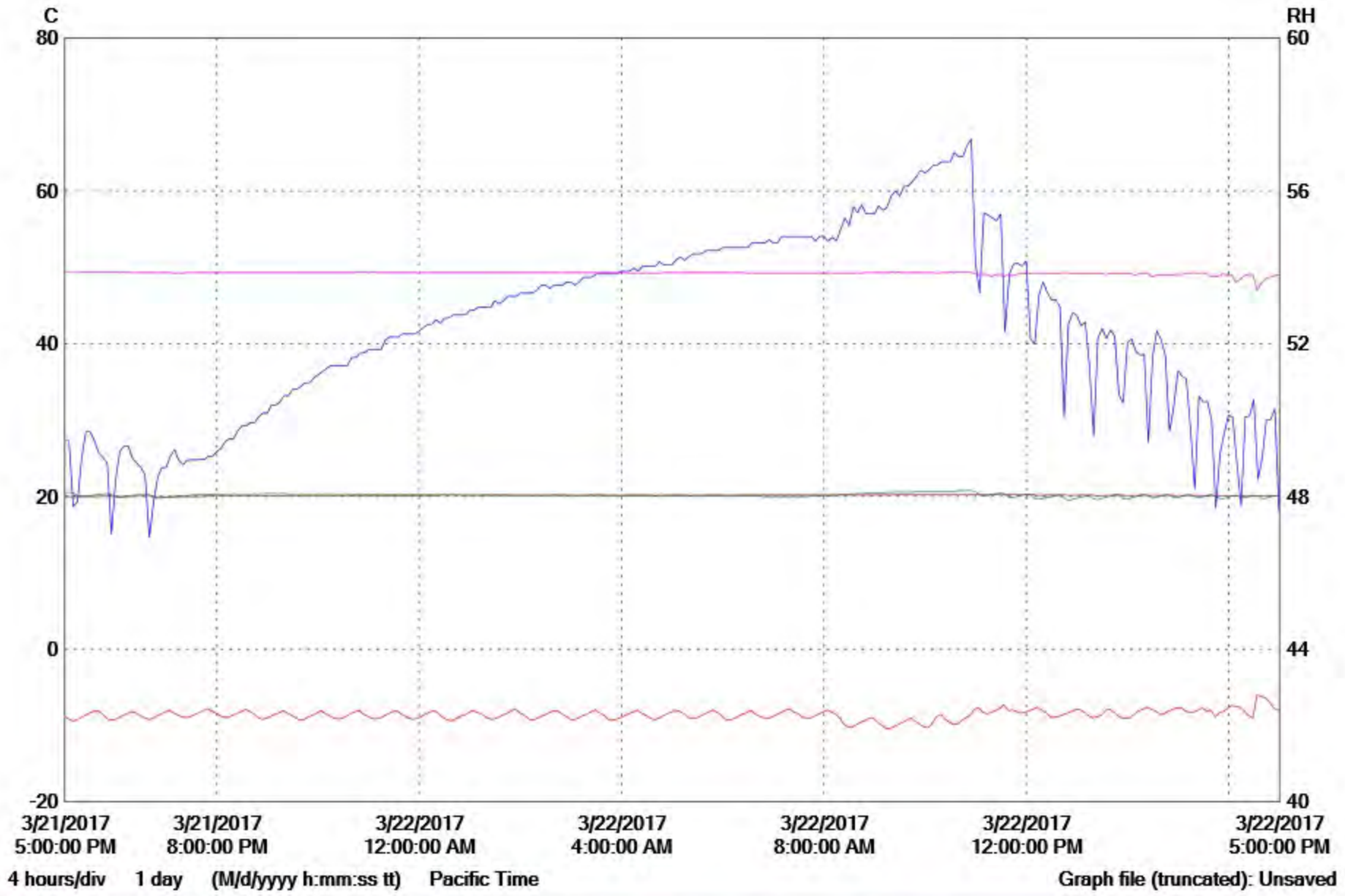
L21NR1



C:\DAQ\DAQ_ADMIN\Strap Retention\Strap_Retention.exe\Strap Retention - Main.vi
Last modified on 1/21/2013 at 7:38 PM
Printed on 3/22/2017 at 4:24 PM

L21NR1





LN	Serial #	Description	CH	Value	Maximum	Average	Minimum	Units	CH description	Logger file
1	08071106	Freezer	1	-6.01	-8.63	-10.41	C	Freezer	Freezer-08071106-2017-03-24 15-27-35.spl	
2	08052076	LAB TEMP/RH	1	20.75	20.13	19.46	C	Lab Temp	LAB_TEMP_RH-08052076-2017-03-24 15-27-27.spl	
3	08052076	LAB TEMP/RH	2	57.4	52.4	46.9	RH	Humidity	LAB_TEMP_RH-08052076-2017-03-24 15-27-27.spl	
4	09021116	Oven/Water	1	49.41	49.21	46.95	C	Oven	Oven_Water-09021116-2017-03-24 15-27-32.spl	
5	09021116	Oven/Water	2	20.24	20.10	19.91	C	Water	Oven_Water-09021116-2017-03-24 15-27-32.spl	

APPENDIX A
INTERPRETATIONS OR DEVIATIONS FROM FMVSS 218

None

APPENDIX B

EQUIPMENT LIST AND CALIBRATION SCHEDULES

Equipment List					
ACT ID	Description	Make/Model	S/N	Dimensional Check	Next
H0079	Monorail	US Testing	NA	11/18/2016	11/18/2017
H0004	DOT Small Headform	Controlled Casting	NA	11/18/2016	11/18/2017
H0005	DOT Medium Headform	Controlled Casting	NA	11/18/2016	11/18/2017
H0006	DOT Large Headform	Controlled Casting	NA	11/18/2016	11/18/2017
H0028	Anvil	Hemispherical	C070911-01	11/18/2016	11/18/2017
H0029	Anvil	Flat	C310811-02	11/18/2016	11/18/2017
H0078	Anvil	MEP	16100801	11/18/2016	11/18/2017
H0088	Penetration Height Spacer	La Cienega Manufacturing	NA	11/18/2016	11/18/2017
H0064	Penetration Striker	Cadex	4324	11/18/2016	11/18/2017
H0111	Peripheral Vision	1 inch Block	NA	11/18/2016	11/18/2017
H0059	Drop Carriage Assembly	Cadex	NA	11/18/2016	11/18/2017
H0080	Penetrator Tube	La Cienega Manufacturing	NA	NA	NA
H0087	Penetration Headform Mount	La Cienega Manufacturing	NA	NA	NA
H0082	Retention Strength Tester	La Cienega Manufacturing	NA	NA	NA
H0090	High Temperature Chamber	Thermolyne	116005-0891414	NA	NA
H0091	Low Temperature Chamber	Sciencemp	S8001170	NA	NA
H0092	Water Immersion Container	Rubbermaid	NA	NA	NA
H0114	Laser Level	Ryobi	NA	NA	NA
H0115	Computer	Dell	67G5891	NA	NA
H0116	I-O Board	National Instruments	PCI-6023E	NA	NA

Calibrated Measurement Equipment								
ACT ID	Description	Make/Model	S/N	Range	Accuracy from Cal. Certs	Last Calibration	Next Calibration	Calibration By:
H0102	Velocity Gate	Biok-Gate 9304	9304-001	--	0.16 ms	11/18/2016	11/18/2017	ACT
H0097	Accelerometer/ Amplifier/Filter	2279/104/109	ANTP2/AK/A P23	2000 g	±2.60%	8/25/2016	8/25/2017	Precision Labs
H0112	Peripheral Vision	D&K 125	NA	180 °	0.7 °	11/17/2016	11/17/2017	Micro Quality Calibration
H0098	LVDT - Retention	Schaevitz 2000-HR	16071	2 in	±0.06 mm	11/21/2016	11/21/2017	Micro Quality Calibration
H0099	Load Cell - Retention	LSB350	490706	500 lbs	±0.2%	11/22/2016	11/22/2017	Micro Quality Calibration
H0103	Ohaus Scale	Scout Pro SP6000	7126321419	0-6000 gm	±1 g	11/17/2016	11/17/2017	Micro Quality Calibration
H0104	Digital Height Gauge	Starrett Digitape D34-16	64639	300 cm	±0.0625 in	11/18/2016	11/18/2017	Micro Quality Calibration
H0105	Height Gage	Mitutoyo	3121016	12 in	±0.002 in	11/30/2016	11/30/2017	Micro Quality Calibration
H0106	Environmental Data Logger	Veriteq SP-2000-20R	8052076	-40 To +95 °C, 0-100% RH	±0.03 °C	6/21/2016	6/21/2017	Veriteq
H0107	Environmental Data Logger	Veriteq SP-1000-22N	8071106	-40 To +95 °C	±0.02 °C	6/21/2016	6/21/2017	Veriteq
H0108	Environmental Data Logger	Veriteq SP-1000-22N	9021116	-40 To +95 °C	±0.02 °C	6/21/2016	6/21/2017	Veriteq

Contract File No.: 52.0803

Test File: C021

Control Document Rev.4 Official ACT NHTSA DOT TP-07 Report Template USA 23 March 2017

Technician: George Stetina

Test Date: 22 March 2017

APPENDIX C
PHOTOGRAPHS

Contract File No.: 52.0803
Test File: C021

Control Document Rev.4 Official ACT NHTSA DOT TP-07 Report Template USA 23 March 2017
38 of 45

Technician: George Stetina


Test Date: 22 March 2017




Impact attenuation test apparatus with three headforms (S, M, L), flat, hemi and MEP anvils




Penetration test apparatus with adjustable base



Retention system test apparatus with pneumatic cylinder, load cell and LVDT



Data acquisition equipment



Low temperature conditioning cabinet and water immersion equipment



High temperature chamber

AGV OP03 (Blade) helmet and box showing model designation



AGV OP03 (Blade) helmet with test line, front left view






AGV OP03 (Blade) front and left side hemispherical anvil impact locations



AGV OP03 (Blade) right side and rear flat anvil impact locations



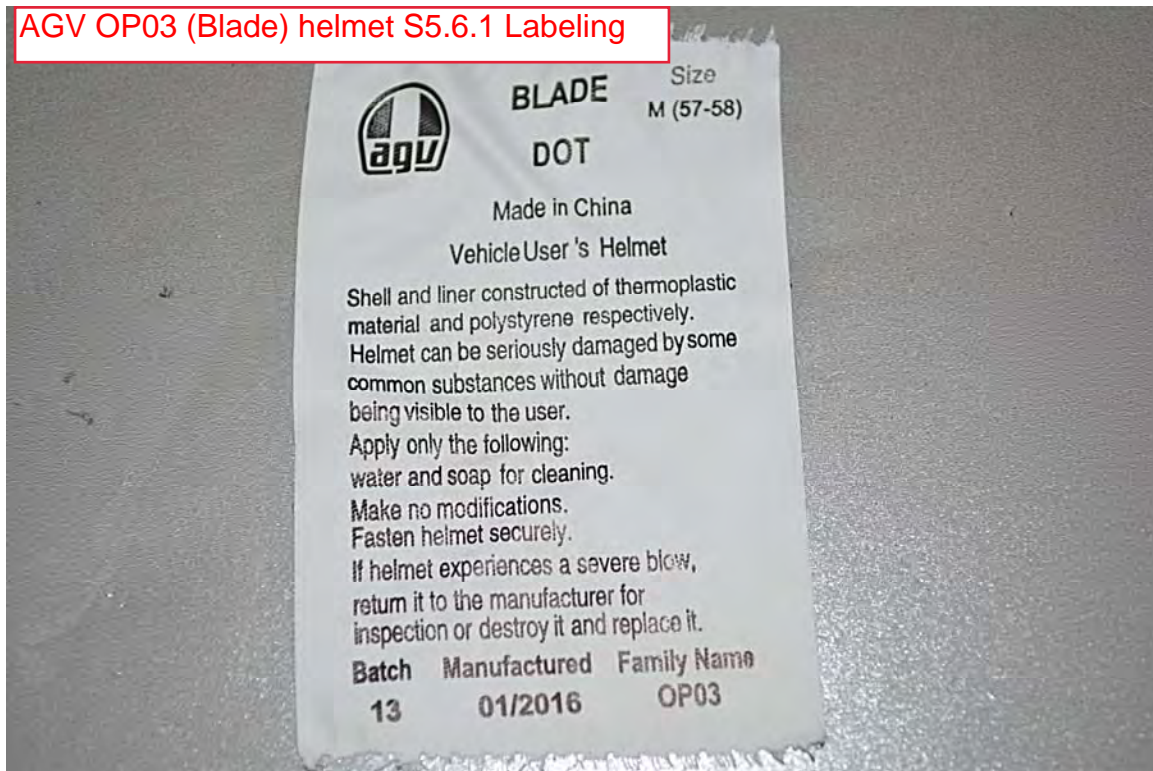
AGV OP03 (Blade) crown penetration test location



AGV OP03 (Blade) front left penetration test location



AGV OP03 (Blade) helmet S5.6.1 Labeling



AGV OP03 (Blade) helmet S5.6.2 Certification Label

