


REPORT NUMBER: 301R-CAL-13-002

**SAFETY COMPLIANCE TESTING FOR FMVSS 301R
FUEL SYSTEM INTEGRITY – REAR IMPACT**

**Nissan Motor CO. LTD
2013 Nissan Altima
Four Door Sedan**

NHTSA NUMBER: C20135203

**PREPARED BY:
CALSPAN CORPORATION
TRANSPORTATION TEST OPERATIONS
P.O. BOX 400
BUFFALO, NEW YORK 14225**



May 22, 2013

FINAL REPORT

**PREPARED FOR:
U. S. DEPARTMENT OF TRANSPORTATION
National Highway Traffic Safety Administration Enforcement
Office of Vehicle Safety Compliance
Mail Code: NVS-220
1200 New Jersey Avenue, SE
Washington, DC 20590**

This Final Test Report was prepared for the U.S. Department of Transportation, National Highway Traffic Safety Administration, under Contract No. DTNH22-11-D-00243.

This publication is distributed by the U.S. Department of Transportation, National Highway Traffic Safety Administration, in the interest of information exchange. The opinions, findings and conclusions expressed in this publication are those of the author(s) and not necessarily those of the Department of Transportation or the National Highway Traffic Safety Administration. The United States Government assumes no liability for its contents or use thereof.

If trade or manufactures' names or products are mentioned, it is only because they are considered essential to the object of the publication and should not be construed as an endorsement. The United States Government does not endorse products or manufacturers.

Prepared By: 
Vanessa Walsh, Project Engineer

Approved By: 
Edward J. Dutton, Test Engineer Director
Transportation Test Operations

Approval Date: May 22, 2013

FINAL REPORT ACCEPTANCE BY OVSC:

Accepted By: Edward E. Chan  Digitally signed by Edward E. Chan
DN: cn=Edward E. Chan, o=Office of Vehicle Safety
Compliance, ou=National Highway Traffic Safety
Administration, email=ed.chan@dot.gov, c=US
Date: 2013.05.29 14:32:15 -04'00'

Acceptance Date: _____

TECHNICAL REPORT STANDARD TITLE PAGE

1. Report No. 301R-CAL-13-002	2. Government Accession No.	3. Recipient's Catalog No.	
4. Title and Subtitle Final Report of FMVSS 301R Compliance Rear Impact Testing of a 2013 Nissan Altima four door sedan NHTSA No.: C20135203		5. Report Date May 22, 2013	
		6. Performing Organization Code CAL	
7. Author(s) Vanessa Walsh, Project Engineer Anthony R. Martino, Software Engineer		8. Performing Organization Report No. CAL-DOT-2013-002	
9. Performing Organization Name and Address Calspan Corporation Transportation Test Operations P.O. Box 400 Buffalo, New York 14225		10. Work Unit No.	
		11. Contract or Grant No. DTNH22-11-D-00243	
12. Sponsoring Agency Name and Address U.S. Department of Transportation National Highway Traffic Safety Administration Office of Vehicle Safety Compliance- Enforcement Mail Code: NVS-220 1200 New Jersey Avenue, SE Washington, D.C. 20590		13. Type of Report and Period Covered Final Test Report May 9, 2013 - May 22, 2013	
		14. Sponsoring Agency Code NVS-220	
15. Supplementary Notes			
16. Abstract Compliance test was conducted on a 2013 Nissan Altima four door sedan in accordance with the specifications of the Office of Vehicle Safety Compliance Test Procedure No. TP-301R-02 for the determination of FMVSS 301R compliance. Test failures identified were as follows: None - The test vehicle appeared to comply with all requirements of FMVSS 301R "Fuel System Integrity – Rear Impact."			
17. Key Words Compliance Testing Safety Engineering FMVSS 301R		18. Distribution Statement <u>Copies of this report are available from:</u> National Highway Traffic Safety Administration Technical Reference Division (TIS) (NPO-230) 1200 New Jersey Avenue, SE Washington, D.C. 20590 Telephone No. (202) 366-4946	
19. Security Classification of Report UNCLASSIFIED	20. Security Classification of Page UNCLASSIFIED	21. No. of Pages 39	22. Price

TABLE OF CONTENTS

<u>Section</u>		<u>Page</u>
1	Purpose and Test Procedure	1-1
2	Compliance Test Results Summary	2-1
3	Data Sheets	3-1

<u>Data Sheet</u>		<u>Page</u>
1	Test Vehicle Specifications	3-2
2	Pre-Test Data	3-3
3	Moving Deformable Barrier (MDB) Data	3-6
4	High Speed Camera Locations and Data Summary	3-7
5	Post-Test Data	3-8
6	FMVSS No. 301 Static Rollover Test Data	3-10

<u>Appendix</u>		<u>Page</u>
A	Photographs	A-1

SECTION 1

PURPOSE AND TEST PROCEDURE

This rear impact test is part of the FMVSS 301R Compliance Test Program sponsored by the National Highway Traffic Safety Administration (NHTSA) under Contract No. DTNH22-11-D-00243. The purpose of this test was to determine if the subject vehicle, a 2013 Nissan Altima Four Door Sedan, meets the performance requirements of FMVSS No. 301R "Fuel System Integrity – Rear Impact." The test was conducted in accordance with the Office of Vehicle Safety Compliance's Laboratory Test Procedure (TP-301R-02, dated January 17, 2007).

SECTION 2

COMPLIANCE TEST RESULTS SUMMARY

A 1634.5 kg 2013 Nissan Altima Four Door Sedan was impacted from the rear by a 1357.0 kg moving barrier at a velocity of 79.16 kph (49.19 mph). The test was performed by Calspan Corporation on 5/9/2013.

The test vehicle was equipped with a 68.0 liter fuel tank which was filled to 93 percent capacity with stoddard fluid prior to impact. Additional ballast (56.8kg) was secured in the vehicle cargo area. Two ballast Part 572E 50th percentile male Anthropomorphic Test Devices (ATD) were placed in the front occupant seating positions.

The crash event was recorded by three high-speed cameras and one real-time camera. High-speed camera locations and other pertinent camera information are found on page 3-7 of this report. Pre- and post-test photographs of the vehicle can be found in Appendix A.

There was no fuel system fluid spillage following the impact and including all portions of the static rollover test. The maximum vehicle longitudinal crush was 679 millimeters of which the average was 539 millimeters. The vehicle appeared to comply with all the requirements of FMVSS No. 301 "Fuel System Integrity."

SECTION 3

SUMMARY OF TEST RESULTS

This section contains information reporting for the following Data Sheets:

Data Sheet No. 1 – Test Vehicle Specifications

Data Sheet No. 2 – Pre-Test Data

Data Sheet No. 3 – Moving Deformable Barrier (MDB) Data

Data Sheet No. 4 – High Speed Camera Locations and Data Summary

Data Sheet No. 5 – Post-Test Data

Data Sheet No. 6 – FMVSS No. 301 Static Rollover Test Data

**DATA SHEET NO. 1
TEST VEHICLE SPECIFICATIONS**

Test Vehicle: 2013 Nissan Altima Four Door Sedan
 Test Program: FMVSS 301R Compliance Rear Impact Test

NHTSA No.: C20135203
 Test Date: 5/9/2013

TEST VEHICLE INFORMATION AND OPTIONS

NHTSA No.	C20135203
Model Year	2013
Make	Nissan
Model	Altima
Body Style	Four Door Sedan
Body Color	Light gray/silver
Odometer Reading (km/mi)	137 / 85
Engine Displacement (L)	2.5
Type/No. Cylinders	I4
Engine Placement	Transverse
Transmission Type	Automatic
Transmission Speeds	Continuously VT
Final Drive	Front Wheel Drive

Overdrive	Yes
Air Conditioning (AC)	Yes
All-Wheel Drive (AWD)	No
Anti-Lock Brakes (ABS)	Yes
Automatic Door Locks (ADL)	Yes
Power Brakes	Yes
Power Seats	No
Power Steering	Yes
Power Windows	Yes
Stability Control (Auto-Leveling)	No
Sunroof/T-Top	No
Tilt Steering Wheel	Yes
Traction Control System (TCS)	Yes

DEALER AND DELIVERY INFORMATION FROM CERTIFICATION LABEL

Manufactured By	Nissan Motor CO. LTD
Date of Manufacture	08/12
VIN	1N4AL3AP5DN427231

GVWR (kg)	1910
GAWR Front (kg)	1005
GAWR Rear (kg)	940

TIRE PLACARD & SIDEWALL INFORMATION

Tire Placard Location: Driver's Door Sill

Spare Tire Type: Driver's Door Sill

Measured Parameter	Front	Rear
Tire Manufacturer	Michelin	Michelin
Tire Name	Primacy MXV4	Primacy MXV4
Tire Type	All-Season	All-Season
Max. Tire Pressure (kPa)	300	300
Recommended Tire Size	P215/60R16	P215/60R16
Load Index/Speed Symbol	94T	94T
Recommended Cold Tire Pressure (kPa)	220	220
Tire Size on Vehicle	P215/60R16	P215/60R16
Treadwear/ Traction Grade/ Temperature Grade	500/A/A	500/A/A

VEHICLE CAPACITY DATA

Measured Parameter	Front	Rear	Third	Total
Designated Seating Capacity (DSC)	2	3	0	5
Seat Type (Bench, Bucket, or Split Bench)	Bucket	Bench	--	
Capacity Weight (VCW) (kg)				408.00
DSC X 68.04 (kg)				340.20
Cargo Weight (RCLW) (kg)				67.80

**DATA SHEET NO. 2
PRE-TEST DATA**

Test Vehicle: 2013 Nissan Altima Four Door Sedan
 Test Program: FMVSS 301R Compliance Rear Impact Test

NHTSA No.: C20135203
 Test Date: 5/9/2013

TEST VEHICLE WEIGHTS

	Units	As Delivered (UVW)			As Tested (ATW)		
		Front	Rear	Total	Front	Rear	Total
Left	kg	435.5	285.5		479.0	354.0	
Right	kg	417.5	281.5		471.5	330.0	
Ratio	%	60.1	39.9		58.2	41.8	
Totals	kg	853.0	567.0	1,420.0	950.5	684.0	1,634.5

TARGET TEST WEIGHT CALCULATION (TTW)

Measured Parameter	Units	Value	
Total Unloaded Vehicle Weight (UVW)	kg	1,420.0	(A)
Rated Cargo/Luggage Weight (RCLW)	kg	67.8	(B)
Weight of two P572E ATDS @ 78kg each	kg	156.0	(C)
Target Vehicle Test Weight (TVTW)	kg	1,643.8	(A+B+C)

*As tested Weight = (TTW -10kg) <=ATW < (TTW -5kg); TTW = Weight of Test Vehicle with 2 dummies and 67.8kg of Cargo Weight

GENERAL TEST VEHICLE DATA

Measured Parameter	Units	Value
Vehicle Wheelbase	mm	2771
Vehicle Length (at Centerline)	mm	4860
Vehicle Width	mm	1834
Weight of Ballast Secured in Cargo Area ¹	kg	56.8
Type of Ballast		Lead Shot
Method of Securing Ballast		Secured in rear passenger foot well
Components Removed for Weight Reduction		None
Vehicle Width at Widest Point	mm	1837
Vehicle Width at Widest Point Location		Rear wheel well
Centerline offset for impact line	mm	367.4
Filler neck side (left/right)		Left

¹ Ballast weight does not include the weight of instrumentation, on-board cameras and data acquisition system

TEST VEHICLE ATTITUDE AND CG

	Units	Left		Right		CG (aft of front axle)
		Front	Rear	Front	Rear	
As Delivered (UVW)	mm	705	715	709	721	1106
As Tested (ATW)	mm	695	707	702	712	1160

**DATA SHEET NO. 2 (Continued)
PRE-TEST DATA**

Test Vehicle: 2013 Nissan Altima Four Door Sedan
 Test Program: FMVSS 301R Compliance Rear Impact Test

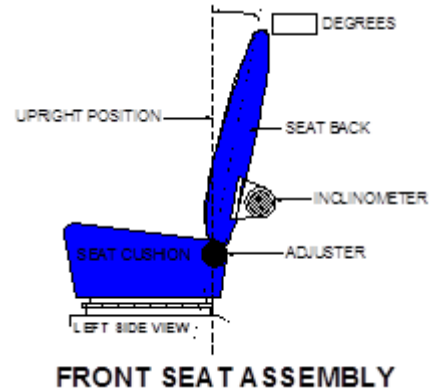
NHTSA No.: C20135203
 Test Date: 5/9/2013

SEATING

Nominal Design Riding Position (for adjustable driver and passenger seat backs). *Please describe how to position the inclinometer to measure the seat back angle. Include description of the location of the adjustment latch detent, if applicable.*

Driver Seat Instructions: The driver seat back was positioned according to the Nominal Design Riding position listed in FORM 1.

Passenger Seat Instructions: The passenger seat back was positioned to the Nominal Design Riding position listed in FORM 1.

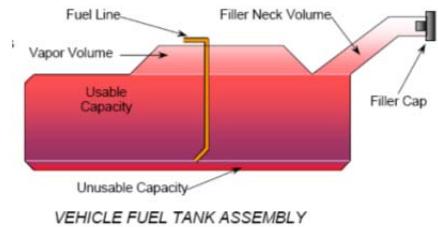


Measured Parameter	Deg.
Driver Seat Back Angle	0.2
Passenger Seat Back Angle	0.5

SEAT FORE/AFT POSITIONING

Driver Seat: Was positioned according to the Nominal Design Riding position listed in FORM1.
 Passenger Seat: Was positioned according to the Nominal Design Riding position listed in FORM1.

	Total # of Positions	Placed in Position #
Driver Seat	25	12
Passenger Seat	25	12



FUEL TANK CAPACITY DATA

Measured Parameter	Reference	Liters
Fuel System Capacity (Standard Tank)	Owner's Manual	68.1
COTR Usable Capacity (Standard Tank)	Form No. 1	68.0
Test Volume Range	91-94% of Usable Capacity	61.9 - 63.9
Actual Test Volume (Solvent Used)	93% of Usable Capacity	63.2

FUEL SYSTEM DATA

Measured Parameter	Value
Test Fluid Type	Stoddard Solvent
Test Fluid Specific Gravity	0.764
Test Fluid Kinematic Viscosity (centistokes)	0.96
Test Fluid Color	Purple
Electric Fuel Pump?	Yes
Can Activate Electric Fuel Pump with Ignition Switch On but Engine Off?	No

Fuel Pump Comments : None

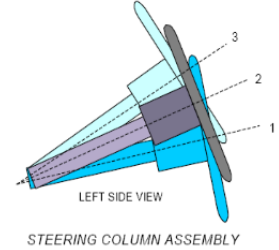
DATA SHEET NO. 2 (Continued)
PRE-TEST DATA

Test Vehicle: 2013 Nissan Altima Four Door Sedan
Test Program: FMVSS 301R Compliance Rear Impact Test

NHTSA No.: C20135203
Test Date: 5/9/2013

STEERING COLUMN ADJUSTMENT

Steering wheel and column adjustments are made so that the steering wheel hub is at the center of its geometric locus it describes when it moves through its full range of motion.



Operational Instructions: Telescope and tilt wheel were set to mid-range (30mm and 24.3 degrees)

SEAT BELT UPPER ANCHORAGE

Nominal design riding position

Operational Instructions: Anchorage were set to the most upright position

COMMENTS: None

**DATA SHEET NO. 3
MOVING DEFORMABLE BARRIER (MDB) DATA**

Test Vehicle: 2013 Nissan Altima Four Door Sedan
 Test Program: FMVSS 301R Compliance Rear Impact Test

NHTSA No.: C20135203
 Test Date: 5/9/2013

MDB Face Manufacturer: Plascore MDB Face Serial No. A1012030

MDB SPECIFICATIONS

Measurement Description	Length (mm)
Overall Width of Framework Carriage	1250
Overall Length of MDB (incl. honeycomb impactor face)	4120
Wheelbase of Framework Carriage	2591
Tread of Framework Carriage (Front & Rear)	1880
CG Location of Front Axle	1136

MDB WEIGHTS

	Units	Front	Rear	Total
Left	kg	358.0	322.0	680.0
Right	kg	404.0	273.0	677.0
Ratio	%	56.2%	43.8%	100.0%
Totals	kg	762.0	595.0	1357.0

MDB TIRE SIZE & PRESSURES

	Units	Requirement	Left Front	Right Front	Left Rear	Right Rear
Tire Size		P205/75R15	P205/75R15	P205/75R15	P205/75R15	P205/75R15
Tire Pressure	kPa	200 ± 21	207	207	207	207

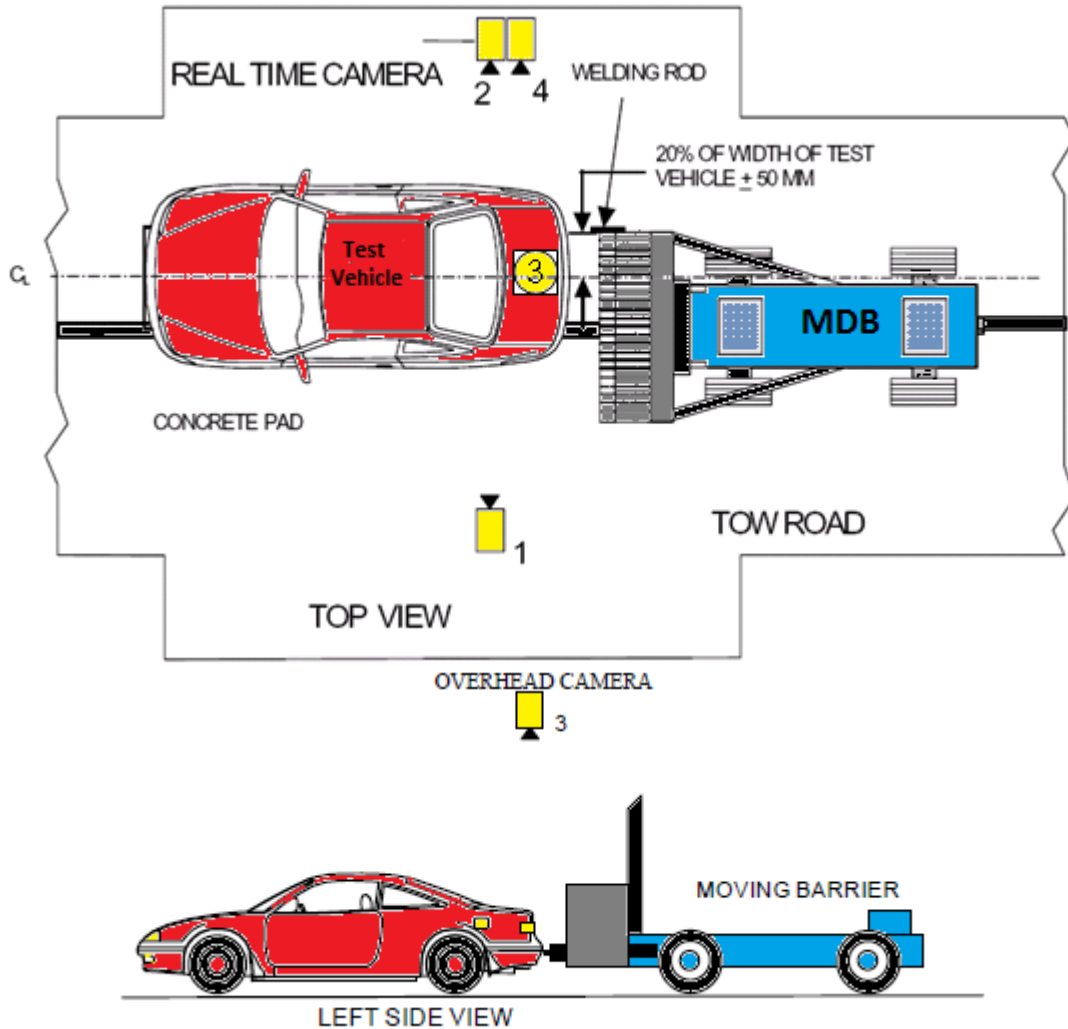
Brake Abort System? (Yes/No): Yes

Date of Last MDB Calibration: May 15th, 2010

DATA SHEET NO. 4
HIGH SPEED CAMERA LOCATIONS AND DATA SUMMARY

Test Vehicle: 2013 Nissan Altima Four Door Sedan
 Test Program: FMVSS 301R Compliance Rear Impact Test

NHTSA No.: C20135203
 Test Date: 5/9/2013



No.	Camera View	Coordinates (mm)			Angle (Deg)	Lens (mm)	Film Speed (fps)
		X*	Y*	Z*			
1	Left Side View	1721	-9576	1291	2.2	24	1000
2	Real-Time Camera						30
3	Overhead View	408	0	5331	90.0	20	1000
4	Right Side View	1667	8940	1016	3.1	24	1000

* Reference (from point of impact); all measurements accurate to within ±6 mm.

X = (Impact Point) + Forward

Y = (Impact Point) + To Right

Z = (Ground Level) + Down

**DATA SHEET NO. 5
POST-TEST DATA**

Test Vehicle: 2013 Nissan Altima Four Door Sedan
 Test Program: FMVSS 301R Compliance Rear Impact Test

NHTSA No.: C20135203
 Test Date: 5/9/2013

VIN: 1N4AL3AP5DN427231

REQUIRED IMPACT VELOCITY RANGE: 78.5 to 80.1 km/h

ACTUAL IMPACT VELOCITY (WITHIN 1.5 M OF IMPACT PLANE)

Measurement Description	Units	Speed
Trap No. 1	km/h	79.16
Trap No. 2	km/h	79.20
Average Impact Speed	km/h	79.18

WELDING ROD IMPACT POINT

Measurement Description	Tolerance	Units	Value
Vertical distance from target center (+ is above)	±40 mm	mm	-1
Horizontal distance from target center (+ is right)	±50 mm	mm	-6

STODDARD SOLVENT SPILLAGE MEASUREMENT:

- A. From impact until vehicle motion ceases:
 (Maximum allowable is 28 grams) 0 grams
- B. For the 5-minute period after motion ceases:
 (Maximum allowable is 28 grams) 0 grams
- C. For the next 25 minutes:
 (Maximum allowable is 28 grams/minute) 0 grams
- D. Spillage Details: No Spillage Occurred

**DATA SHEET NO. 5
POST-TEST DATA (Continued)**

Test Vehicle: 2013 Nissan Altima Four Door Sedan
 Test Program: FMVSS 301R Compliance Rear Impact Test

NHTSA No.: C20135203
 Test Date: 5/9/2013

DOOR OPENING AND SEAT TRACK INFORMATION

Description	Driver	Passenger
Locked/Unlocked Doors	Unlocked	Unlocked
Front Door Opening	Closed & Operational	Closed & Operational
Rear Door Opening	Closed & Operational	Closed & Operational
Seat Track Shift (mm)	0	0
Seat Back Failure	Reclined	Reclined and twisted
Glazing Damage	None	None

POST TEST STRUCTURAL OBSERVATIONS

Critical Areas of Performance	Observations and Conclusions
Windshield Damage	None
Window Damage	None
Other Notable Effects	Rear Windshield shattered during impact event

VEHICLE CRUSH MEASUREMENTS: LENGTH

Measurement	Left Side	Centerline	Right Side
Pre-Test	4741	4861	4742
Post-Test	4062	4270	4394
Crush	-679	-591	-348

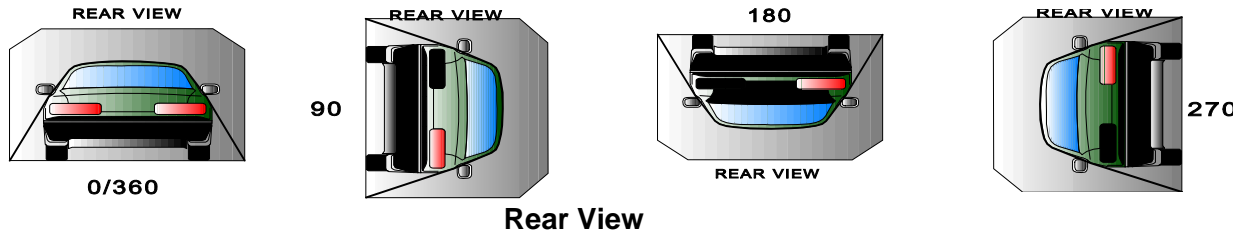
VEHICLE CRUSH MEASUREMENTS: WHEELBASE

Measurement	Left Side	Centerline	Right Side
Pre-Test	2772		2770
Post-Test	2632		2798
Crush	-140		28

**DATA SHEET NO. 6
FMVSS NO. 301 STATIC ROLLOVER TEST DATA**

Test Vehicle: 2013 Nissan Altima Four Door Sedan
 Test Program: FMVSS 301R Compliance Rear Impact Test

NHTSA No.: C20135203
 Test Date: 5/9/2013



ROLLOVER SOLVENT COLLECTION TIME TABLE

Test Phase	Rotation Time (spec. 1 -3 min)		Hold Time	Total Time		Next Whole Minute Interval
	Minutes	Seconds		Minutes	Seconds	
0° to 90°	1	11	5	6	11	7
90° to 180°	1	5	5	6	5	7
180° to 270°	1	0	5	6	0	6
270° to 360°	1	8	5	6	8	7

FMVSS 301 REQUIREMENTS TABLE (Maximum allowable solvent spillage)

First 5 Minutes (grams)	6th Minute (grams)	7th Minute (grams)	8th Minute (grams)
142	28	28	28

ACTUAL TEST VEHICLE STODDARD SOLVENT SPILLAGE TABLE

Test Phase	First 5 Minutes (grams)	6th Minute (grams)	7th Minute (grams)	8th Minute (grams)
0° to 90°	0	0	0	
90° to 180°	0	0	0	
180° to 270°	0	0	0	
270° to 360°	0	0	0	

ROLLOVER STODDARD SOLVENT SPILLAGE LOCATION TABLE

Test Phase	Spillage Location
0° to 90°	None
90° to 180°	None
180° to 270°	None
270° to 360°	None

APPENDIX A
PHOTOGRAPHS

TABLE OF PHOTOGRAPHS

Fig.	Description	Page
1	Vehicle Certification Placard	A-3
2	Vehicle Tire Placard	A-3
3	Pre-Test Front View	A-4
4	Post-Test Front View	A-4
5	Pre-Test Left Side View	A-5
6	Post-Test Left Side View	A-5
7	Pre-Test Right Side View	A-6
8	Post-Test Right Side View	A-6
9	Pre-Test Left Front 3/4 View	A-7
10	Post-Test Left Front 3/4 View	A-7
11	Pre-Test Right Front 3/4 View	A-8
12	Post-Test Right Front 3/4 View	A-8
13	Pre-Test Left Rear 3/4 View	A-9
14	Post-Test Left Rear 3/4 View	A-9
15	Pre-Test Right Rear 3/4 View	A-10
16	Post-Test Right Rear 3/4 View	A-10
17	Pre-Test Rear View	A-11
18	Post-Test Rear View	A-11
19	Pre-Test MDB Front View	A-12
20	Post-Test MDB Front View	A-12
21	Pre-Test MDB Left Side View	A-13
22	Post-Test MDB Left Side View	A-13
23	Pre-Test MDB Right Side View	A-14
24	Post-Test MDB Right Side View	A-14
25	Pre-Test MDB Top View	A-15
26	Post-Test MDB Top View	A-15
27	Pre-Test Overhead Vehicle and MDB View	A-16
28	Post-Test Impact Target View	A-16
29	Pre-Test Front Underbody View	A-17
30	Post-Test Front Underbody View	A-17
31	Pre-Test Mid Underbody View	A-18
32	Post-Test Mid Underbody View	A-18
33	Pre-Test Rear Underbody View	A-19
34	Post-Test Rear Underbody View	A-19
35	Pre-Test Fuel Filler Cap View	A-20
36	Post-Test Fuel Filler Cap View	A-20
37	Impact View	A-21
38	Speed Trap View	A-21
39	Rollover 90° View	A-22
40	Rollover 180° View	A-22
41	Rollover 270° View	A-23
42	Rollover 360° View	A-23



Figure A-1: Vehicle Certification Placard



Figure A-2: Vehicle Tire Placard



Figure A-3: Pre-Test Front View




Figure A-4: Post-Test Front View



Figure A-5: Pre-Test Left Side View



Figure A-6: Post-Test Left Side View



Figure A-7: Pre-Test Right Side View



Figure A-8: Post-Test Right Side View



Figure A-9: Pre-Test Left Front 3/4 View



Figure A-10: Post-Test Left Front 3/4 View



Figure A-11: Pre-Test Right Front 3/4 View



Figure A-12: Post-Test Right Front 3/4 View



Figure A-13: Pre-Test Left Rear 3/4 View




Figure A-14: Post-Test Left Rear 3/4 View



Figure A-15: Pre-Test Right Rear 3/4 View




Figure A-16: Post-Test Right Rear 3/4 View



Figure A-17: Pre-Test Rear View



Figure A-18: Post-Test Rear View



Figure A-19: Pre-Test MDB Front View



Figure A-20: Post-Test MDB Front View



Figure A-21: Pre-Test MDB Left Side View



Figure A-22: Post-Test MDB Left Side View



Figure A-23: Pre-Test MDB Right Side View



Figure A-24: Post-Test MDB Right Side View




Figure A-25: Pre-Test MDB Top View



Figure A-26: Post-Test MDB Top View




Figure A-27: Pre-Test Overhead Vehicle and MDB View



Figure A-28: Post-Test Impact Target View




Figure A-29: Pre-Test Front Underbody View




Figure A-30: Post-Test Front Underbody View



Figure A-31: Pre-Test Mid Underbody View



Figure A-32: Post-Test Mid Underbody View




Figure A-33: Pre-Test Rear Underbody View




Figure A-34: Post-Test Rear Underbody View



Figure A-35: Pre-Test Fuel Filler Cap View



Figure A-36: Post-Test Fuel Filler Cap View



Figure A-37: Impact View



Figure A-38: Speed Trap View



Figure A-39: Rollover 90° View



Figure A-40: Rollover 180° View




Figure A-41: Rollover 270° View



Figure A-42: Rollover 360° View