



U.S. Department  
of Transportation  
**National Highway  
Traffic Safety  
Administration**

**Auto Safety Hotline**

## Vehicle Owner's Questionnaire

**NATIONWIDE 1-800-424-9393  
DC METRO AREA (202) 366-0123  
INTERNET: <http://www.nhtsa.dot.gov>**

**FOR AGENCY USE ONLY 125**

Date Received

08-MAR-2001

Ord. or  
rt. dt  
pd. rt  
rp. ltr

Reference No.

882448

Do you authorize NHTSA to provide a copy of report to the manufacturer of your vehicle?  YES  NO  
In the absence of an authorization, NHTSA WILL NOT provide your name and address to the vehicle manufacturer.

Signature of Owner \_\_\_\_\_ Date \_\_\_\_/\_\_\_\_/\_\_\_\_

### VEHICLE INFORMATION

Vehicle Ident. No. (VIN) <small>(Location at bottom of and/or above driver's side)</small>	Vehicle Make	Vehicle Model	Vehicle Year	Current Odometer Reading		
1GBFG15R5V1057688	CHEVROLET TRUCK	VAN	1997			
Purchase Date <input type="checkbox"/> New <input checked="" type="checkbox"/> Used	Dealer's Name _____ City _____ State _____ Zip Code _____		Engine Size (CID/CC/L) _____ No. Cylinders _____	<input type="checkbox"/> Turbo <input type="checkbox"/> Diesel <input type="checkbox"/> Gas <input type="checkbox"/> Fuel Injectio		
Transmission Type <input type="checkbox"/> Manual <input type="checkbox"/> Automatic	Antilock Brakes <input type="checkbox"/> Yes <input checked="" type="checkbox"/> No	Restraint System <input type="checkbox"/> 3-Point Belt <input type="checkbox"/> Motorbelt <input type="checkbox"/> Driverside Airbag <input type="checkbox"/> 2-Point Bel <input type="checkbox"/> Passengerside Airbag	Cruise Control <input checked="" type="checkbox"/> Yes <input type="checkbox"/> No	Drive Train <input type="checkbox"/> Front <input type="checkbox"/> Rear <input type="checkbox"/> 4-Wheel	Vehicle Type <input type="checkbox"/> Car <input type="checkbox"/> Sport Util <input checked="" type="checkbox"/> Van <input type="checkbox"/> Truck <input type="checkbox"/> Minivan <input type="checkbox"/> Motorcycle <input type="checkbox"/> Other _____	Body Style <input type="checkbox"/> 2-Door <input type="checkbox"/> 4-Door <input type="checkbox"/> Stationwagon <input type="checkbox"/> Pick Up Truck <input type="checkbox"/> Other _____

### FAILED COMPONENT(S)/PART(S) INFORMATION

Component 05100000	Part Name(s) ENGINE	Location <input type="checkbox"/> Left <input type="checkbox"/> Right <input type="checkbox"/> Front <input type="checkbox"/> Rear	Failed Part's <input type="checkbox"/> Original <input type="checkbox"/> Replacement
No of Failure	Date(s) of Failure(s) _____ Mileage at Failure(s) _____	Failed Part(s) <input type="checkbox"/> Yes <input type="checkbox"/> No	NHTSA Previously <input type="checkbox"/> Yes <input type="checkbox"/> No

### APPLICATION INCIDENT INFORMATION

(Please describe in detail the incident(s), failure(s), crash(es), and injury(ies) on the back of this form)


Crash <input type="checkbox"/> Yes <input checked="" type="checkbox"/> No	Fire <input type="checkbox"/> Yes <input checked="" type="checkbox"/> No	Number of Persons Injured	Number of Fatalities	Estimated Property Damag	Reported to Police <input type="checkbox"/> Yes <input checked="" type="checkbox"/> No
--	---	---------------------------	----------------------	--------------------------	---

### NARRATIVE DESCRIPTION OF FAILURE(S), INCIDENT(S), INJURY(IES)

**WHILE DRIVING VEHICLE COMPLETELY SHUTDOWN WITHOUT WARNING, CAUSING LOSS OF STEERING, AND BRAKE CONTROL. PLEASE GIVE ANY FURTHER DETAILS.\*AK**

CONTINUE ON REVERSE

The Privacy Act of 1974-Public Law 93-579 This information is requested pursuant to authority vested in the National Highway Traffic Safety Act and subsequent amendments. You are under no obligation to respond to this questionnaire. Your response may be used to assist the NHTSA in determining whether a manufacturer should take appropriate action to correct a safety defect. If the NHTSA proceeds with administrative enforcement or litigation against a manufacturer, your response, or a statistical summary thereof, may be used in support of the agency's action.

 U.S. Department of Transportation National Highway Traffic Safety Administration	DOT Auto Safety Hotline <b>Vehicle Owner's Questionnaire (VOQ)</b> NATIONWIDE 1-888-DASH-2-DOT 1-888-327-4236 www.nhtsa.dot.gov/hotline		<b>FOR AGENCY USE ONLY 125</b> Date Received 08-MAR-2001 OFFICE OF INVESTIGATION	
	OWNER INFORMATION (Type or Print) [Redacted] 679080		Reference No. 882448	
Do you authorize NHTSA to provide a copy of report to the manufacturer of your vehicle? In the absence of an authorization, NHTSA WILL NOT provide your name and address to the vehicle manufacturer.		YES <input checked="" type="checkbox"/> NO <input type="checkbox"/>		
Signature of Owner [Redacted]		Date 3/26/01		

<b>VEHICLE INFORMATION</b>				
Vehicle Ident. No. (VIN) (Located at bottom of windshield on driver's side) [Redacted]	Vehicle Make CHEVROLET TRU	Vehicle Model VAN	Vehicle Year 1997	Current Odometer Reading 37,000
Purchase Date 10/31/97	Dealer's Name <u>Brosse Chevrolet</u>		Engine Size (CID/CYL) <u>5.7/Liter V8</u>	<input type="checkbox"/> Turbo <input type="checkbox"/> Diesel <input type="checkbox"/> Gas <input checked="" type="checkbox"/> Fuel Injection
<input checked="" type="checkbox"/> New <input checked="" type="checkbox"/> Used	City <u>Liverpool</u> State <u>NY</u> Zip Code <u>13074</u>	No Cylinders _____		
Transmission Type <input type="checkbox"/> Manual <input checked="" type="checkbox"/> Automatic	Antilock Brakes <input checked="" type="checkbox"/> Yes <input checked="" type="checkbox"/> No	Restraint System <input checked="" type="checkbox"/> 3-Point Belt <input type="checkbox"/> Driverside Airbag <input type="checkbox"/> Passengerside Airbag <input type="checkbox"/> Motorbelt <input type="checkbox"/> 2-Point Belt	Cruise Control <input checked="" type="checkbox"/> Yes <input type="checkbox"/> No	Drive Train <input type="checkbox"/> Front <input checked="" type="checkbox"/> Rear <input type="checkbox"/> 4-Wheel
Vehicle Type <input type="checkbox"/> Car <input checked="" type="checkbox"/> Van <input type="checkbox"/> Minivan <input type="checkbox"/> Other		Body Style <input type="checkbox"/> Sport Ult <input type="checkbox"/> Truck <input type="checkbox"/> Motorcycle <input type="checkbox"/> 2-Door <input type="checkbox"/> 4-Door <input type="checkbox"/> Stationwagon <input type="checkbox"/> Pick Up Truck <input type="checkbox"/> Other <u>VAN</u>		

<b>FAILED COMPONENT(S)/PART(S) INFORMATION</b>				
Component 06100000	Part Name(s) ENGINE	Location <input type="checkbox"/> Left <input checked="" type="checkbox"/> Front <input type="checkbox"/> Right <input type="checkbox"/> Rear	Failed Part(s) <input checked="" type="checkbox"/> Original <input type="checkbox"/> Replacement	
No of Failures 20-30 times	Date(s) of Failure(s) <u>from sleep 1st</u> Mileage at Failure(s) <u>35000 - 36000</u> Vehicle Speed at Failure(s) <u>5-20 mph</u>	Failed Part(s) Available? <input type="checkbox"/> Yes <input type="checkbox"/> No	NHTSA Previously Contacted? <input type="checkbox"/> Yes <input checked="" type="checkbox"/> No	

<b>APPLICATION INCIDENT INFORMATION</b> (Please describe in detail the incident(s), Failure(s), Crash(es), and injury(ies) on the back of this form)					
Crash <input type="checkbox"/> Yes <input checked="" type="checkbox"/> No	Fire <input type="checkbox"/> Yes <input checked="" type="checkbox"/> No	Number of Persons Injured	Number of Fatalities	Estimated Property Damage	Reported to Police <input type="checkbox"/> Yes <input checked="" type="checkbox"/> No

<b>NARRATIVE DESCRIPTION OF FAILURE(S), INCIDENT(S), INJURY(IES)</b>	
WHILE DRIVING VEHICLE COMPLETELY SHUTDOWN WITHOUT WARNING, CAUSING LOSS OF STEERING, AND BRAKE CONTROL. PLEASE GIVE ANY FURTHER DETAILS.*AK  <i>Before engine started stalling the check engine light would go on and stay on. from 44199 to 44200. This was first about the same time engine started stalling.</i>	

CONTINUE ON BACK IF NEEDED

The Privacy Act of 1974—Public Law 93-579 This information is requested pursuant to authority vested in the National Highway Traffic Safety Act and subsequent amendments. You are under no obligation to respond to this questionnaire. Your response may be used to assist the NHTSA in determining whether a manufacturer should take appropriate action to correct a safety defect. If the NHTSA proceeds with administrative enforcement or litigation against a manufacturer, your response, or a statistical summary thereof, may be used in support of the agency's action.

THE FOLLOWING PAGES ARE WITHHELD TO  
PROTECT UNWARRANTED INVASION OF  
PERSONAL PRIVACY PURSUANT TO  
EXEMPTION 6 OF THE FREEDOM OF  
INFORMATION ACT, 5 U.S.C. 552(b)(6)

(Page 1 through Page 10)

**CHEVROLET**  
**BRESEE**  
**CHEVROLET**

**BRESEE**  
**CHEVROLET**

804 Old Liverpool Road

**CHEVROLET BRESEE**  
**CHEVROLET**

804 Old Liverpool Road

**CHEVROLET BRESEE**  
**CHEVROLET**

**BRESEE**  
**CHEVROLET**

604 Old Liverpool Road



**CHEVROLET BRESEE**  
**CHEVROLET**

804 Old Liverpool Road

NEW YORK 10009


6

7

**CHEVROLET BRESEE**  
**CHEVROLET**


604 Old Liverpool Road

 **BRESEE**  
CHEVROLET



**BRESEE**  
**CHEVROLET**

604 Old Hammond Road



**CHEVROLET**  
**CHEVROLET**

804 Old Liverpool Road  
LIVERPOOL, NEW YORK 13088

