

U.S. Department
of TransportationNational Highway
Traffic Safety
Administration

DOT Auto Safety Hotline

Vehicle Owner's Questionnaire (VOQ)

NATIONWIDE 1-888-DASH-2-DOT

1-888-327-4236

www.nhtsa.dot.gov/hotline

FOR AGENCY USE ONLY 197

Date Received

24-MAR-2000

 Od_or _____
 rt_dt _____
 od_rt _____
 up_ltr _____

Reference No.

859154

 Do you authorize NHTSA to provide a copy of report to the manufacturer of your vehicle? YES NO
 In the absence of an authorization, NHTSA WILL NOT provide your name and address to the vehicle manufacturer.

Signature of Owner _____ Date ____/____/____

VEHICLE INFORMATION

Vehicle Ident. No. (VIN) <small>(Listed at front of windshield or driver's side)</small>	Vehicle Make	Vehicle Model	Vehicle Year	Current Odometer Reading
1G3WH14T1MD352192	OLDSMOBILE	CUTLASS SUPRE	1991	

Purchase Date	Dealer's Name _____	Engine Size (CID/CC/L) _____	<input type="checkbox"/> Turbo <input type="checkbox"/> Diesel <input type="checkbox"/> Gas <input type="checkbox"/> Fuel Injection
<input type="checkbox"/> New <input checked="" type="checkbox"/> Used	City _____ State _____ Zip Code _____	No. Cylinders _____	

Transmission Type	Antilock Brakes	Restraint System	Cruise Control	Drive Train	Vehicle Type	Body Style
<input type="checkbox"/> Manual <input type="checkbox"/> Automatic	<input type="checkbox"/> Yes <input checked="" type="checkbox"/> No	<input type="checkbox"/> 3-Point Belt <input type="checkbox"/> Driverside Airbag <input type="checkbox"/> Passengerside Airbag <input type="checkbox"/> Motorbell <input checked="" type="checkbox"/> 2-Point Belt	<input type="checkbox"/> Yes <input checked="" type="checkbox"/> No	<input type="checkbox"/> Front <input type="checkbox"/> Rear <input type="checkbox"/> 4-Wheel	<input type="checkbox"/> Car <input type="checkbox"/> Van <input type="checkbox"/> Minivan <input type="checkbox"/> Other _____ <input type="checkbox"/> Sport Ult <input type="checkbox"/> Truck <input type="checkbox"/> Motorcycle	<input type="checkbox"/> 2-Door <input type="checkbox"/> 4-Door <input type="checkbox"/> Stationwagon <input type="checkbox"/> Pick Up Truck <input type="checkbox"/> Other _____

FAILED COMPONENT(S)/PART(S) INFORMATION

Component 13440000	Part Name(s) STRUCTURE:DOOR ASSEMBLY:HANDLE:OUTSIDE	Location <input type="checkbox"/> Left <input type="checkbox"/> Right <input type="checkbox"/> Front <input type="checkbox"/> Rear	Failed Part(s) <input type="checkbox"/> Original <input type="checkbox"/> Replacement
-----------------------	--	--	---

No. of Failures 2	Date(s) of Failure(s) 23-MAR-2000 Mileage at Failure(s) 70000 Vehicle Speed at Failure(s) 0	Failed Part(s) Available? <input type="checkbox"/> Yes <input type="checkbox"/> No	NHTSA Previously Contacted? <input type="checkbox"/> Yes <input type="checkbox"/> No
----------------------	---	---	---

APPLICATION INCIDENT INFORMATION

(Please describe in detail the incident(s), failure(s), crash(es), and injury(ies) on the back of this form.)





Crash <input type="checkbox"/> Yes <input checked="" type="checkbox"/> No	Fire <input type="checkbox"/> Yes <input checked="" type="checkbox"/> No	Number of Persons Injured 0	Number of Fatalities 0	Estimated Property Damage	Reported to Police <input type="checkbox"/> Yes <input checked="" type="checkbox"/> No
--	---	--------------------------------	---------------------------	---------------------------	---

NARRATIVE DESCRIPTION OF FAILURE(S), INCIDENT(S), INJURY(IES)

DRIVER'S SIDE DOOR HANDLE WON'T OPEN DOOR, AND IT'S IMPOSSIBLE TO GET INSIDE OF VEHICLE, UNLESS OPENING THE PASSENGER'S SIDE. *AK

CONTINUED ON BACK PLEASE

The Privacy Act of 1974-Public Law 93-579 This information is requested pursuant to authority vested in the National Highway Traffic Safety Act and subsequent amendments. You are under no obligation to respond to this questionnaire. Your response may be used to assist the NHTSA in determining whether a manufacturer should take appropriate action to correct a safety defect. If the NHTSA proceeds with administrative enforcement or litigation against a manufacturer, your response, or a statistical summary thereof, may be used in support of the agency's action.

DOT Auto Safety Hotline		FOR AGENCY USE ONLY 197	
 U.S. Department of Transportation National Highway Traffic Safety Administration		Vehicle Owner's Questionnaire (VOQ) NATIONWIDE 1-888-DASH-2-DOT 1-888-327-4236 www.nhtsa.dot.gov/hotline	
OWNER INFORMATION (Type or Print)		Date Received <u>24-MAR-2000</u> 24-MAR-2000 DEFECTS INVESTIGATION Station No. <u>859154</u>	
		Work Number Home 	
Do you authorize NHTSA to provide a copy of report to the manufacturer of your vehicle? In the absence of your name and address to the vehicle manufacturer.		<input type="checkbox"/> YES <input checked="" type="checkbox"/> NO	
Signature of Owner 		Date <u>4/17/00</u>	
VEHICLE INFORMATION			
Vehicle Ident. No. (VIN) (Located at bottom of windshield on driver's side)	Vehicle Make	Vehicle Model	Vehicle Year
<u>1G3WH14T1MD352192</u>	<u>OLDSMOBILE</u>	<u>CUTLASS SUPRE</u>	<u>1991</u>
Current Odometer Reading			
<u>74000</u>			
Purchase Date	Dealer's Name	Engine Size (CID/CC/L)	<input type="checkbox"/> Turbo <input type="checkbox"/> Diesel <input checked="" type="checkbox"/> Gas <input type="checkbox"/> Fuel Injection
<u>JULY 1991</u>	<u>MITCHELL OLDS</u>	<u>C10</u>	
<input checked="" type="checkbox"/> New <input type="checkbox"/> Used	City <u>HUNTINGTON</u> State <u>N.Y.</u> Zip Code <u>11746</u>	No Cylinders <u>6</u>	
Transmission Type	Antilock Brakes	Restraint System	Cruise Control
<input type="checkbox"/> Manual <input checked="" type="checkbox"/> Automatic	<input type="checkbox"/> Yes <input checked="" type="checkbox"/> No	<input checked="" type="checkbox"/> 3-Point Belt <input type="checkbox"/> Driverside Airbag <input type="checkbox"/> Passengerside Airbag <input type="checkbox"/> Motorbelt <input checked="" type="checkbox"/> 2-Point Belt	<input checked="" type="checkbox"/> Yes <input type="checkbox"/> No
Drive Train	Vehicle Type		Body Style
<input checked="" type="checkbox"/> Front <input type="checkbox"/> Rear <input type="checkbox"/> 4-Wheel	<input checked="" type="checkbox"/> Car <input type="checkbox"/> Van <input type="checkbox"/> Minivan <input type="checkbox"/> Other		<input checked="" type="checkbox"/> 2-Door <input type="checkbox"/> 4-Door <input type="checkbox"/> Stationwagon <input type="checkbox"/> Pick Up Truck <input type="checkbox"/> Other
FAILED COMPONENT(S)/PART(S) INFORMATION			
Component	Part Name(s)	Location	Failed Part(s)
<u>13440000</u>	<u>STRUCTURE:DOOR ASSEMBLY:HANDLE:OUTSIDE</u>	<input checked="" type="checkbox"/> Left <input checked="" type="checkbox"/> Front	<input type="checkbox"/> Right <input type="checkbox"/> Rear <input checked="" type="checkbox"/> Original <input checked="" type="checkbox"/> Replacement
No of Failures	Date(s) of Failure(s)	Failed Part(s) Available?	NHTSA Previously Contacted?
<u>2</u>	<u>23-MAR-2000</u> <u>70000</u> <u>0</u>	<input checked="" type="checkbox"/> Yes <input type="checkbox"/> No	<input type="checkbox"/> Yes <input checked="" type="checkbox"/> No
APPLICATION INCIDENT INFORMATION (Please describe in detail the incident(s), failure(s), crash(es), and injury(ies) on the back of this form)			
Crash	Fire	Number of Persons Injured	Number of Fatalities
<input type="checkbox"/> Yes <input checked="" type="checkbox"/> No	<input type="checkbox"/> Yes <input checked="" type="checkbox"/> No	<u>0</u>	<u>0</u>
Estimated Property Damage		Reported to Police	
		<input type="checkbox"/> Yes <input checked="" type="checkbox"/> No	
NARRATIVE DESCRIPTION OF FAILURE(S), INCIDENT(S), INJURY(IES)			
DRIVER'S SIDE DOOR HANDLE WON'T OPEN DOOR, AND IT'S IMPOSSIBLE TO GET INSIDE OF VEHICLE, UNLESS OPENING THE PASSENGER'S SIDE. *AK			
CONTINUE ON BACK IF NEEDED			
The Privacy Act of 1974-Public Law 93-579 This information is requested pursuant to authority vested in the National Highway Traffic Safety Act and subsequent amendments. You are under no obligation to respond to this questionnaire. Your response may be used to assist the NHTSA in determining whether a manufacturer should take appropriate action to correct a safety defect. If the NHTSA proceeds with administrative enforcement or litigation against a manufacturer, your response, or a statistical summary thereof, may be used in support of the agency's action			