



U.S. Department
of Transportation
**National Highway
Traffic Safety
Administration**

Auto Safety Hotline

Vehicle Owner's Questionnaire

NATIONWIDE 1-800-424-9393
DC METRO AREA (202) 366-0123
INTERNET: <http://www.nhtsa.dot.gov>

FOR AGENCY USE ONLY 936

Date Received

21-MAY-2002

Ord. or
rt. dt
pd. rt
rp. ltr

Reference No.

8010230

Do you authorize NHTSA to provide a copy of report to the manufacturer of your vehicle? YES NO
In the absence of an authorization, NHTSA WILL NOT provide your name and address to the vehicle manufacturer.

Signature of Owner _____ Date ____/____/____

VEHICLE INFORMATION

Vehicle Ident. No. (VIN) <small>(Location at bottom of and/or above windshield)</small>	Vehicle Make	Vehicle Model	Vehicle Year	Current Odometer Reading		
4GTJ7C12XWJ600124	ISUZU TRUCK	FTR	1998			
Purchase Date <input type="checkbox"/> New <input checked="" type="checkbox"/> Used	Dealer's Name _____ City _____ State _____ Zip Code _____		Engine Size (CID/CC/L) _____ No. Cylinders _____	<input type="checkbox"/> Turbo <input type="checkbox"/> Diesel <input type="checkbox"/> Gas <input type="checkbox"/> Fuel Injectio		
Transmission Type <input checked="" type="checkbox"/> Manual <input type="checkbox"/> Automatic	Antilock Brakes <input type="checkbox"/> Yes <input type="checkbox"/> No	Restraint System <input type="checkbox"/> 3-Point Belt <input type="checkbox"/> Motorbelt <input type="checkbox"/> Driverside Airbag <input type="checkbox"/> 2-Point Bel <input type="checkbox"/> Passengerside Airbag	Cruise Control <input type="checkbox"/> Yes <input type="checkbox"/> No	Drive Train <input type="checkbox"/> Front <input type="checkbox"/> Rear <input checked="" type="checkbox"/> 4-Wheel	Vehicle Type <input type="checkbox"/> Car <input type="checkbox"/> Sport Util <input type="checkbox"/> Van <input type="checkbox"/> Truck <input type="checkbox"/> Minivan <input type="checkbox"/> Motorcycle <input type="checkbox"/> Other _____	Body Style <input type="checkbox"/> 2-Door <input type="checkbox"/> 4-Door <input type="checkbox"/> Stationwagon <input type="checkbox"/> Pick Up Truck <input checked="" type="checkbox"/> Other _____

FAILED COMPONENT(S)/PART(S) INFORMATION

Component 07110000	Part Name(s) POWER TRAIN:CLUTCH ASSEMBLY:PEDAL	Location <input type="checkbox"/> Left <input type="checkbox"/> Right <input type="checkbox"/> Front <input type="checkbox"/> Rear	Failed Part's <input type="checkbox"/> Original <input type="checkbox"/> Replacement
No of Failure	Dates of Failure(s) 11-MAR-2002 Mileage at Failure(s) Vehicle Speed at Failure(s)	Failed Part(s) <input type="checkbox"/> Yes <input type="checkbox"/> No	NHTSA Previously <input type="checkbox"/> Yes <input type="checkbox"/> No

APPLICATION INCIDENT INFORMATION

(Please describe in detail the incident(s), failure(s), crash(es), and injury(ies) on the back of this form)


Crash <input type="checkbox"/> Yes <input type="checkbox"/> No	Fire <input type="checkbox"/> Yes <input type="checkbox"/> No	Number of Persons Injured	Number of Fatalities	Estimated Property Damag	Reported to Polic <input type="checkbox"/> Yes <input type="checkbox"/> No
---	--	---------------------------	----------------------	--------------------------	---

NARRATIVE DESCRIPTION OF FAILURE(S), INCIDENT(S), INJURY(IES)

CLUTCH PEDAL GOES TO THE FLOOR WITHOUT RELEASING. CONSUMER HAD TO SLAM ON BRAKES TO AVOID AN ACCIDENT. PLEASE PROVIDE ANY FURTHER INFORMATION. THERE IS A 1999 BULLETIN 02006 FOR SAME PROBLEM.*AK

CONTINUE ON REVERSE

The Privacy Act of 1974-Public Law 93-579 This information is requested pursuant to authority vested in the National Highway Traffic Safety Act and subsequent amendments. You are under no obligation to respond to this questionnaire. Your response may be used to assist the NHTSA in determining whether a manufacturer should take appropriate action to correct a safety defect. If the NHTSA proceeds with administrative enforcement or litigation against a manufacturer, your response, or a statistical summary thereof, may be used in support of the agency's action.

 DOT Auto Safety Hotline Vehicle Owner's Questionnaire (VOQ) NATIONALWIDE 1-888-DASH-2-DOT 1-888-327-4236 www.nhtsa.dot.gov/hotline		FOR AGENCY USE ONLY 336 Date Received <u>02 JUL 02</u> <u>21-MAY-2002</u> OFFICE DEFECTS INVESTIGATION	
U.S. Department of Transportation National Highway Traffic Safety Administration		Od. or rt. at up. ltr. _____ Reference No. 8010230	
OWNER INFORMATION (Owner or Driver) [Redacted] 755091		Work Number [Redacted] Home Number [Redacted]	
RODCHESTER MN [Redacted]		Do you authorize NHTSA to use the name and address of your vehicle? <input checked="" type="checkbox"/> YES <input type="checkbox"/> NO Signature of Owner [Redacted] Date <u>7/13/02</u>	
VEHICLE INFORMATION			
Vehicle Ident. No. (VIN) (Located at bottom of windshield on driver's side)	Vehicle Make	Vehicle Model	Vehicle Year
4GTJ7C12XWJ600124	ISUZU TRUCK	FTR	1998
Current Odometer Reading	251101		
Purchase Date	Dealer's Name	Engine Size (CID/CC/L)	<input checked="" type="checkbox"/> Turbo <input type="checkbox"/> Diesel <input type="checkbox"/> Gas <input type="checkbox"/> Fuel Injectio
10-02-1998	Rochester ISUZU Truck	7.8L	
<input type="checkbox"/> New <input checked="" type="checkbox"/> Used	City Rochester State MN Zip Code 55901	No Cylinders 6	
Transmission Type	Antilock Brakes	Restraint System	Cruise Control
<input checked="" type="checkbox"/> Manual <input type="checkbox"/> Automatic	<input checked="" type="checkbox"/> Yes <input type="checkbox"/> No	<input checked="" type="checkbox"/> 3-Point Belt <input type="checkbox"/> Motorbelt <input type="checkbox"/> Driverside Airbag <input type="checkbox"/> 2-Point Belt <input type="checkbox"/> Passengerside Airbag	<input type="checkbox"/> Yes <input checked="" type="checkbox"/> No
Drive Train	Vehicle Type	Body Style	
<input type="checkbox"/> Front <input checked="" type="checkbox"/> Rear <input type="checkbox"/> 4-Wheel	<input type="checkbox"/> Car <input type="checkbox"/> Van <input type="checkbox"/> Minivan <input type="checkbox"/> Other <input checked="" type="checkbox"/> Sport Utl Truck <input checked="" type="checkbox"/> Motorcycle	<input checked="" type="checkbox"/> 2-Door <input type="checkbox"/> 4-Door <input type="checkbox"/> Stationwagon <input type="checkbox"/> Pick Up <input checked="" type="checkbox"/> Truck	
FAILED COMPONENT(S)/PART(S) INFORMATION			
Component 07110000	Part Name(s) POWER TRAIN:CLUTCH ASSEMBLY:PEDAL	Location <input checked="" type="checkbox"/> Left <input type="checkbox"/> Right <input checked="" type="checkbox"/> Front <input type="checkbox"/> Rear	Failed Part(s) <input checked="" type="checkbox"/> Original <input type="checkbox"/> Replacement
No. of Failures 1	Date(s) of Failure(s) 11-MAR-2002 Mileage at Failure(s) _____ Vehicle Speed at Failure(s) _____	Failed Part(s) <input checked="" type="checkbox"/> Yes <input type="checkbox"/> No	NHTSA Previously <input type="checkbox"/> Yes <input type="checkbox"/> No
APPLICATION INCIDENT INFORMATION (Please describe in detail the incident(s), failure(s), crash(es), and injury(ies) on the back of this form.)			
Crash <input type="checkbox"/> Yes <input checked="" type="checkbox"/> No	Fire <input type="checkbox"/> Yes <input checked="" type="checkbox"/> No	Number of Persons Injured NONE	Number of Fatalities NONE
Estimated Property Damage NONE		Reported to Police <input type="checkbox"/> Yes <input checked="" type="checkbox"/> No	
NARRATIVE DESCRIPTION OF FAILURE(S), INCIDENT(S), INJURY(IES)			
CLUTCH PEDAL GOES TO THE FLOOR WITHOUT RELEASING. CONSUMER HAD TO SLAM ON BRAKES TO AVOID AN ACCIDENT. PLEASE PROVIDE ANY FURTHER INFORMATION. THERE IS A 1999 BULLETIN 02006 FOR SAME PROBLEM.*AK Bulletin 02006 Provides A Recall only ON 1999 AND 2000 model year ISUZU TRUCKS AND PROVIDES NO RECALL ON 1998 model year ISUZU TRUCKS THAT HAVE THE VERY SAME PROBLEM. PLEASE RECALL 1998 ISUZU TRUCKS models FTR, FOR THIS PROBLEM.			
CONTINUE OR BACK IF NEEDED			
The Privacy Act of 1974-Public Law 93-579 This information is requested pursuant to authority vested in the National Highway Traffic Safety Act and subsequent amendments. You are under no obligation to respond to this questionnaire. Your response may be used to assist the NHTSA in determining whether a manufacturer should take appropriate action to correct a safety defect. If the NHTSA proceeds with administrative enforcement or litigation against a manufacturer, your response, or a statistical summary thereof, may be used in support of the agency's action.			

Narrative Description of Incident(s), Failure(s), Crash(es), and Injury(ies)

The Clutch^{pedal} resulted in a near miss. The driver was able to avoid crashing into another vehicle.


ATTACH ADDITIONAL SHEETS IF NECESSARY

U.S. Department of Transportation

National Highway Traffic Safety Administration

400 Seventh St., S.W. Washington, D.C. 20590

Official Business Penalty for Private Use \$300



BUSINESS REPLY MAIL

FIRST CLASS PERMIT NO 73173 WASHINGTON, D.C.

POSTAGE WILL BE PAID BY NATL. HWY. TRAFFIC SAFETY ADMIN.

U.S. Department of Transportation National Highway Traffic Safety Administration DOT Auto Safety Hotline, NSA-10.1 400 7th Street, SW Washington, DC 20590

20590+0001



VEHICLE OWNER'S QUESTIONNAIRE

DOT AUTO SAFETY HOTLINE

TO REPORT VEHICLE SAFETY DEFECTS COMPLETE THIS FORM

OR


DASH2DOT

and dial toll free at

1-888-DASH-2-DOT

1-888-327-4236

DOT Auto Safety Hotline (DASH) 2 DOT



U.S. Department of Transportation National Highway Traffic Safety Administration http://www.nhtsa.dot.gov/hotline