



U.S. Department  
of Transportation

National Highway  
Traffic Safety  
Administration

Auto Safety Hotline

## Vehicle Owner's Questionnaire

NATIONWIDE 1-800-424-9393  
DC METRO AREA (202) 366-0123  
INTERNET: <http://www.nhtsa.dot.gov>

**FOR AGENCY USE ONLY** 1039

Date Received

07-FEB-2002

Od\_or \_\_\_\_\_  
rt\_dt \_\_\_\_\_  
pd\_rt \_\_\_\_\_  
rp\_lr \_\_\_\_\_

Reference No.

8003711

Do you authorize NHTSA to provide a copy of report to the manufacturer of your vehicle?  YES  NO  
In the absence of an authorization, NHTSA WILL NOT provide your name and address to the vehicle manufacturer.

Signature of Owner \_\_\_\_\_ Date \_\_\_\_/\_\_\_\_/\_\_\_\_

### VEHICLE INFORMATION

Vehicle Ident. No. (VIN) <small>(Location at bottom of and/or above windshield)</small>	Vehicle Make	Vehicle Model	Vehicle Year	Current Odometer Reading		
1FAPP444XYF283713	FORD	MUSTANG	2000			
Purchase Date <input type="checkbox"/> New <input checked="" type="checkbox"/> Used	Dealer's Name _____ City _____ State _____ Zip Code _____	Engine Size (CID/CC/L) _____ No Cylinders _____	<input type="checkbox"/> Turbo <input type="checkbox"/> Diesel <input type="checkbox"/> Gas <input type="checkbox"/> Fuel Injectio			
Transmission Type <input type="checkbox"/> Manual <input type="checkbox"/> Automatic	Antilock Brakes <input checked="" type="checkbox"/> Yes <input type="checkbox"/> No	Restraint System <input type="checkbox"/> 3-Point Belt <input type="checkbox"/> Motorbelt <input type="checkbox"/> Driverside Airbag <input type="checkbox"/> 2-Point Bel <input type="checkbox"/> Passengerside Airbag	Cruise Control <input type="checkbox"/> Yes <input type="checkbox"/> No	Drive Train <input type="checkbox"/> Front <input type="checkbox"/> Rear <input type="checkbox"/> 4-Wheel	Vehicle Type <input type="checkbox"/> Car <input type="checkbox"/> Sport Util <input type="checkbox"/> Van <input type="checkbox"/> Truck <input type="checkbox"/> Minivan <input type="checkbox"/> Motorcycle <input type="checkbox"/> Other _____	Body Style <input type="checkbox"/> 2-Door <input type="checkbox"/> 4-Door <input type="checkbox"/> Stationwagon <input type="checkbox"/> Pick Up Truck <input type="checkbox"/> Other _____

### FAILED COMPONENT(S)/PART(S) INFORMATION

Component 03250000	Part Name(s) BRAKES:HYDRAULIC:ANTI-SKID SYSTEM	Location <input type="checkbox"/> Left <input type="checkbox"/> Right <input type="checkbox"/> Front <input type="checkbox"/> Rear	Failed Part's <input type="checkbox"/> Original <input type="checkbox"/> Replacement
No of Failure	Dates of Failure(s) 01-DEC-2001 Mileage at Failure(s) 15 Vehicle Speed at Failure(s) _____	Failed Part(s) <input type="checkbox"/> Yes <input type="checkbox"/> No	NHTSA Previously <input type="checkbox"/> Yes <input type="checkbox"/> No

### APPLICATION INCIDENT INFORMATION

(Please describe in detail the incident(s), Failure(s), Crash(es), and injury(ies) on the back of this form)


Crash <input type="checkbox"/> Yes <input type="checkbox"/> No	Fire <input type="checkbox"/> Yes <input type="checkbox"/> No	Number of Persons Injured	Number of Fatalities	Estimated Property Damag	Reported to Police <input type="checkbox"/> Yes <input type="checkbox"/> No
---	--	---------------------------	----------------------	--------------------------	--

### NARRATIVE DESCRIPTION OF FAILURE(S), INCIDENT(S), INJURY(IES)

WHILE DRIVING ON WET PAVEMENT AND WHEN APPLYING BRAKES OR MAKING A TURN VEHICLE SKIDS OUT OF CONTROL. CONTACTED DEALER. \*AK

CONTINUE ON REVERSE

The Privacy Act of 1974-Public Law 93-579 This information is requested pursuant to authority vested in the National Highway Traffic Safety Act and subsequent amendments. You are under no obligation to respond to this questionnaire. Your response may be used to assist the NHTSA in determining whether a manufacturer should take appropriate action to correct a safety defect. If the NHTSA proceeds with administrative enforcement or litigation against a manufacturer, your response, or a statistical summary thereof, may be used in support of the agency's action.

 <p><b>DOT Auto Safety Hotline</b>                  U.S. Department of Transportation                  National Highway Traffic Safety Administration</p>	<p><b>Vehicle Owner's Questionnaire (VOQ)</b>                  NATIONWIDE 1-888-DASH-2-DOT                  1-888-327-4236                  www.nhtsa.dot.gov/hotline</p>	<p><b>FOR AGENCY USE ONLY 1039</b></p> <p>Date Received: <b>07-FEB-2002</b></p> <p>OFFICE OF DEFECTS INVESTIGATION</p> <p>Od_or _____                  rt_dt _____                  od_rt _____                  up_ltr _____</p> <p>Reference No.                  8003711</p> <p>Work Number _____                  Home No. _____</p>
<p><b>OWNER INFORMATION (Type or Print)</b></p> <p>[Redacted]</p>		

Do you authorize NHTSA to provide a copy of report to the manufacturer of your vehicle?  YES  NO  
 In the absence of an \_\_\_\_\_ name and address to the vehicle manufacturer.  
 Signature of Owner \_\_\_\_\_ Date 3-14-02

VEHICLE INFORMATION						
Vehicle Ident. No. (VIN) (Located at bottom of windshield on driver's side) <b>1FAPP444XYF283713</b>	Vehicle Make <b>FORD</b>	Vehicle Model <b>MUSTANG</b>	Vehicle Year <b>2000</b>	Current Odometer Reading <b>17,450</b>		
Purchase Date? <b>DEC. 1, 2001</b>	Dealer's Name <b>MELUDDY TOYOTA</b>		Engine Size (CID/CC/L) _____	<input checked="" type="checkbox"/> Turbo Diesel Gas Fuel Injectio		
<input type="checkbox"/> New <input checked="" type="checkbox"/> Used	City <b>DELLAMINA</b> State <b>CA</b> Zip Code <b>94306</b>	No. Cylinders _____				
Transmission Type <input type="checkbox"/> Manual <input checked="" type="checkbox"/> Automatic	Antilock Brakes <input checked="" type="checkbox"/> Yes <input type="checkbox"/> No	Restraint System <input type="checkbox"/> 3-Point Belt <input type="checkbox"/> Motorbelt <input checked="" type="checkbox"/> Driverside Airbag <input type="checkbox"/> 2-Point Belt <input checked="" type="checkbox"/> Passengerside Airbag	Cruise Control <input checked="" type="checkbox"/> Yes <input type="checkbox"/> No	Drive Train <input type="checkbox"/> Front <input checked="" type="checkbox"/> Rear <input type="checkbox"/> 4-Wheel	Vehicle Type <input checked="" type="checkbox"/> Car <input type="checkbox"/> Van <input type="checkbox"/> Minivan <input type="checkbox"/> Other _____ <input type="checkbox"/> Sport Ut <input type="checkbox"/> Truck <input type="checkbox"/> Motorcycle	Body Style <input checked="" type="checkbox"/> 2-Door <input type="checkbox"/> 4-Door <input type="checkbox"/> Stationwagon <input type="checkbox"/> Pick Up <input type="checkbox"/> Truck

FAILED COMPONENT(S)/PART(S) INFORMATION			
Component <b>03250000</b>	Part Name(s) <b>BRAKES:HYDRAULIC:ANTI-SKID SYSTEM</b>	Location <input type="checkbox"/> Left <input type="checkbox"/> Right <input type="checkbox"/> Front <input type="checkbox"/> Rear	Failed Part(s) <input type="checkbox"/> Original <input type="checkbox"/> Replacement
No of Failures	Date(s) of Failure(s) <b>01-DEC-2001</b> Miles at Failure(s) <b>15</b> Vehicle Speed at Failure(s) <b>35 MPH</b>	Failed Part(s) <input type="checkbox"/> Yes <input type="checkbox"/> No	NHTSA Previously <input type="checkbox"/> Yes <input type="checkbox"/> No

APPLICATION INCIDENT INFORMATION					
(Please describe in detail the incident(s), Failure(s), Crash(es), and injury(ies) on the back of this form.)					
Crash <input checked="" type="checkbox"/> Yes <input type="checkbox"/> No	Fire <input type="checkbox"/> Yes <input checked="" type="checkbox"/> No	Number of Persons Injured <b>NONE</b>	Number of Fatalities <b>NONE</b>	Estimated Property Damage <b>FRONT BUMPER REAR BUMPER REAR BUMPERS REAR BY INSURANCE</b>	Reported to Police <input checked="" type="checkbox"/> Yes <input type="checkbox"/> No

**NARRATIVE DESCRIPTION OF FAILURE(S), INCIDENT(S), INJURY(IES)**

**WHILE DRIVING ON WET PAVEMENT AND WHEN APPLYING BRAKES OR MAKING A TURN VEHICLE SKIDS OUT OF CONTROL. CONTACTED DEALER. \*AK**

[Redacted]




**THE FOLLOWING PAGES ARE WITHHELD TO  
PROTECT UNWARRANTED INVASION OF  
PERSONAL PRIVACY PURSUANT TO  
EXEMPTION 6 OF THE FREEDOM OF  
INFORMATION ACT (FOIA), 5 U.S.C. 552(b)(6)**


*(Page 1 through Page 8)*

Job  
Total  
32

00

32  
00  
00  
32  
33  
35






The first part of the document discusses the importance of maintaining accurate records in a business setting. It highlights how proper record-keeping can help in decision-making, legal compliance, and financial management. The text emphasizes that records should be organized, up-to-date, and easily accessible.

Next, the document addresses the challenges of data management in the digital age. It notes that while digital storage offers convenience, it also introduces risks such as data loss, security breaches, and information overload. Solutions like cloud storage, encryption, and regular backups are suggested to mitigate these risks.

The third section focuses on the role of technology in streamlining business processes. It describes how automation and software solutions can reduce manual errors, save time, and improve overall efficiency. Examples include using accounting software for invoicing and project management tools for task delegation.

Finally, the document concludes by stressing the importance of employee training and awareness. It suggests that regular training sessions can help employees understand the value of data and the correct procedures for handling information. This, in turn, leads to a more professional and data-driven organization.



The first part of the document discusses the importance of maintaining accurate records of all transactions. It emphasizes that every entry, no matter how small, should be recorded to ensure the integrity of the financial data. This includes not only sales and purchases but also expenses and income. The document provides a detailed list of items that should be tracked, such as inventory levels, accounts payable, and accounts receivable. It also outlines the procedures for recording these transactions, including the use of double-entry bookkeeping and the importance of regular reconciliations.

The second part of the document focuses on the analysis of the financial data. It explains how to interpret the various financial statements, such as the balance sheet, income statement, and cash flow statement. It provides a step-by-step guide to calculating key financial ratios and indicators, such as the current ratio, debt-to-equity ratio, and return on assets. The document also discusses the importance of comparing the company's performance to industry benchmarks and identifying areas for improvement.

The third part of the document addresses the legal and regulatory requirements for financial reporting. It outlines the various laws and regulations that govern the preparation and disclosure of financial statements, including the Securities Exchange Act of 1934 and the Securities Exchange Act of 1933. It provides a comprehensive overview of the requirements for public companies, including the need for audited financial statements and the disclosure of material information. The document also discusses the consequences of non-compliance with these requirements, including potential fines and sanctions.

The fourth part of the document discusses the role of the auditor in the financial reporting process. It explains the importance of an independent audit and the role of the auditor in providing an opinion on the fairness and accuracy of the financial statements. It provides a detailed overview of the audit process, including the selection of the audit firm, the scope of the audit, and the preparation of the audit report. The document also discusses the responsibilities of the management and the board of directors in ensuring the integrity of the financial reporting process.

The fifth part of the document discusses the role of the financial reporting process in the overall business strategy. It explains how the financial statements provide valuable information to investors, creditors, and other stakeholders, and how this information is used to make investment and financing decisions. It also discusses the importance of transparency and disclosure in the financial reporting process and the role of the financial reporting process in building trust and confidence in the company.