

COPIED

Form Approved: O.M.B. No. 2127-9008



U.S. Department of Transportation
National Highway Traffic Safety Administration

DOT Auto Safety Hotline
Vehicle Owner's Questionnaire

TO REPORT VEHICLE SAFETY DEFECT

1-888-DASH-2-DOT

1-888-327-4236

INTERNET: <http://www.nhtsa.dot.gov>

POSTED

FOR AGENCY USE ONLY

Date Received

03 APR 12 AM 10:41

OFFICE DEFECTS INVESTIGATION

Reference No.

551848

Daytime Telephone Number

OWNER INFORMATION (Type or Print)

Do you authorize NHTSA to provide a copy of this report to the manufacturer of your vehicle? YES NO
In the absence of an authorization, NHTSA WILL NOT provide your name or address to the vehicle manufacturer.

Signature of Owner

Date 03/29/2000

VEHICLE INFORMATION

Vehicle Ident. No. (VIN) (17 Digits) 2C3HDS16E6T H151519	(Located at bottom of windshield on driver's side)	Vehicle Make CHRYSLER	Vehicle Model CONCORD LXI	Vehicle Year 1996	Current Odometer Reading 85000 KM	
Purchased Date NOV 1995	Dealer's Name ISLINGTON CHRYSLER/PARKWAY CHRYSLER, MISS.	Dealer's City TORONTO	State ONT.	Zip Code	Engine Size (CID/CCL) 3.5L No. Cylinders 6	
<input checked="" type="checkbox"/> New <input type="checkbox"/> Used	Transmission Type <input type="checkbox"/> Manual <input checked="" type="checkbox"/> Automatic	Antilock Brakes <input checked="" type="checkbox"/> Yes <input type="checkbox"/> No	Restraint System <input checked="" type="checkbox"/> Driverside Airbag <input type="checkbox"/> Passengerside Airbag <input checked="" type="checkbox"/> 3-Point Belt <input type="checkbox"/> Motorbelt <input type="checkbox"/> 2-Point Belt	Cruise Control <input checked="" type="checkbox"/> Yes <input type="checkbox"/> No	Drivetrain <input checked="" type="checkbox"/> Front <input type="checkbox"/> Rear <input type="checkbox"/> 4-Wheel	Vehicle Type <input checked="" type="checkbox"/> Car <input type="checkbox"/> Van <input type="checkbox"/> Minivan <input type="checkbox"/> Motorcycle <input type="checkbox"/> Other
					Body Style <input checked="" type="checkbox"/> 2-Door <input checked="" type="checkbox"/> 4-Door <input type="checkbox"/> Stationwagon <input type="checkbox"/> Pick Up Truck <input type="checkbox"/> Other	

FAILED COMPONENT(S)/PART(S) INFORMATION

Component	Part Name(s)	Location <input type="checkbox"/> Left <input type="checkbox"/> Front <input type="checkbox"/> Right <input type="checkbox"/> Rear	Failed Part(s) <input type="checkbox"/> Original <input type="checkbox"/> Replacement
No. of Failures	Date(s) of Failure(s) Mileage at Failure(s) Vehicle Speed at Failure(s):	Failed Part(s) Available? <input type="checkbox"/> Yes <input type="checkbox"/> No	NHTSA Previously Contacted? <input checked="" type="checkbox"/> Yes <input type="checkbox"/> No

APPLICABLE INCIDENT INFORMATION

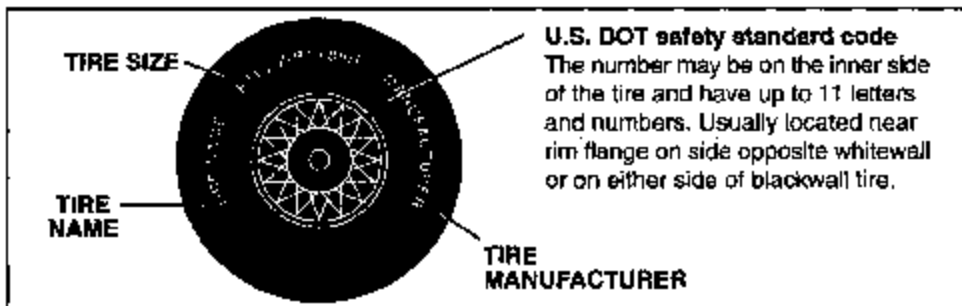
(Please describe in detail the incident(s), Failure(s), Crash(es), and Injury(ies) on the back of this form)

Crash <input type="checkbox"/> Yes <input type="checkbox"/> No	Fire <input type="checkbox"/> Yes <input type="checkbox"/> No	Number Persons Injured N/A	Number of Fatalities N/A	Estimated Property Damage \$	Reported to Police <input type="checkbox"/> Yes <input type="checkbox"/> No
---	--	-------------------------------	-----------------------------	---------------------------------	--

INFORMATION ON TIRE FAILURE(S) (IF APPLICABLE)

To report defective or failed tires provide the following: DOT Number, Tire Manufacturer, Tire Name, Tire Size (include all numbers and letters).
Note: This information not required for normal operation tires.

DOT	Manufacturer	Tire Name	Complete Tire Size
-----	--------------	-----------	--------------------



The Privacy Act of 1974 - Public Law 93-579 This information is requested pursuant to authority vested in the National Highway Traffic Safety Act and subsequent amendments. You are under no obligation to respond to this questionnaire. Your response may be used to assist the NHTSA in determining whether a manufacturer should take appropriate action to correct a safety defect. If the NHTSA proceeds with administration enforcement or litigation against a manufacturer, your response, or a statistical summary thereof, may be used in support of the agency's action.

Narrative Description of Incident(s), Failure(s), Crash(es), and Injury(ies)

CONTINUING POOR BRAKE PERFORMANCE, PEDAL TRAVELS TO THE FLOOR, ESPECIALLY WHEN THE ENGINE STARTS UP. ABS SYSTEM RESPONDS ONLY AFTER THE BRAKE PEDAL IS ON THE FLOOR. BRAKES ARE SOFT AND DON'T HOLD PRESSURE.

"MASTER CYLINDER" WAS REPLACED BY CHRYSLER TO CORRECT THIS PROBLEM, WITHOUT MAKING A DIFFERENCE. THERE STILL IS EXCESSIVE TRAVEL (TO THE FLOOR) OF THE BRAKE PEDAL AND VERY LITTLE BRAKING FORCE FROM THE "ABS" CONTROL SYSTEM.


ATTACH ADDITIONAL SHEETS IF NECESSARY

U.S. Department of Transportation

National Highway Traffic Safety Administration

400 Seventh St., S.W. Washington, D.C. 20590

Official Business Penalty for Private Use \$300



BUSINESS REPLY MAIL

FIRST CLASS PERMIT NO 73173 WASHINGTON, D.C.

POSTAGE WILL BE PAID BY NATL. HWY. TRAFFIC SAFETY ADMIN.



U.S. Department of Transportation
National Highway Traffic Safety Administration
DOT Auto Safety Hotline, NSA-10.1
400 7th Street, SW
Washington, DC 20590



**VEHICLE
OWNER'S
QUESTIONNAIRE**

DOT AUTO SAFETY HOTLINE

TO REPORT VEHICLE SAFETY DEFECTS
COMPLETE THIS FORM
OR


DASH2DOT

and dial toll free at

1-888-DASH-2-DOT

1-888-327-4236

DOT Auto Safety Hotline
(DASH) 2 DOT



U.S. Department of Transportation
National Highway Traffic Safety
Administration
<http://www.nhtsa.dot.gov/online>