


INFORMATION Redacted PURSUANT TO THE FREEDOM OF INFORMATION ACT (FOIA), 5 U.S.C. 552(B)(6)

 <p>U.S. Department of Transportation National Highway Traffic Safety Administration</p>		<p>DOT Auto Safety Hotline</p> <p>Vehicle Owner's Questionnaire To Report Vehicle Safety Defects 1-888-DASH-2-DOT (1-888-327-4236) INTERNET:www.nhtsa.dot.gov/hotline</p>		<p>FOR AGENCY USE ONLY 100148</p>	
<p>OWNER INFORMATION (Type or Print)</p>		<p>Date Received</p> <p>30-MAR-2016</p>	<p>Repository <input type="checkbox"/></p>	<p>Reference No.</p> <p>10852416</p>	
<p>Name</p> <p>[REDACTED]</p>		<p>Daytime Telephone Number</p> <p>[REDACTED]</p>	<p>E-mail Address</p> <p>[REDACTED]</p>		
<p>Address</p> <p>[REDACTED]</p>		<p>Evening Telephone Number</p> <p>[REDACTED]</p>			
<p>City</p> <p>ENFIELD</p>	<p>State</p> <p>CT</p>	<p>Zip Code</p> <p>[REDACTED]</p>			
<p>The information you provide will be used to identify potential safety-related defects. We may share your information with the applicable vehicle manufacturer during an investigation or recall in accordance with the routine uses described in the agency's Privacy Act notice. See 49 FR 53971 (Sep. 3, 2004).</p>					
<p>VEHICLE INFORMATION</p>					
<p>17 digit Vehicle Identification Number Located at bottom of windshield on driver's side</p> <p>2G1FC1EV4A[REDACTED]</p>		<p>Make</p> <p>CHEVROLET</p>	<p>Model</p> <p>CAMARO</p>	<p>Model Year</p> <p>2010</p>	
<p>Date Purchased</p> <p>8/14/09</p>	<p>Dealer's Name and Telephone Number</p> <p>Partyka Chevrolet Mazda</p>		<p>Engine:</p> <p>No: Cylinders</p> <p>6</p>	<p>Fuel Type:</p>	
<p>Original Owner</p> <p><input checked="" type="checkbox"/></p>	<p>Dealer's City</p> <p>Hamden</p>	<p>State</p> <p>CT</p>	<p>Zip Code</p> <p>06518</p>		
<p>Transmission Type</p> <p>Automatic</p>	<p><input checked="" type="checkbox"/> Antilock Brakes</p> <p><input checked="" type="checkbox"/> Cruise Control</p>	<p>Powertrain</p>	<p>Multiple Failure:</p> <p>[REDACTED]</p>	<p>Incident Date(s)</p> <p>24-MAR-2016</p>	
<p>FAILED COMPONENT(S)/PART(S) INFORMATION</p>					
<p>Vehicle Component Code: ENGINE (PWS)</p> <p>2008 check Engine code</p> <p>stretched Timing chain</p>			<p>Failure Mileage</p> <p>111750</p>	<p>Failure Speed</p>	
<p>ADDITIONAL ITEMS TO BE COMPLETED WHEN REPORTING A TIRE FAILURE</p>					
<p>Tire Make</p>		<p>Tire Model (Name or Number)</p>		<p>Tire Size (Example P215/65R15)</p>	
<p>DOT No. (Example: DOTM9ABC036)</p>		<p><input type="checkbox"/> Original Equipment</p> <p><input type="checkbox"/> Prior Repair</p>	<p>Failure Location:</p>		
<p>Tire Component Code</p>			<p>Tire Failure Type:</p>		
<p>ADDITIONAL ITEMS TO BE COMPLETED WHEN REPORTING A CHILD SEAT FAILURE</p>					
<p>Make:</p>		<p>Date Manufactured:</p>		<p>Model No./Name:</p>	
<p>Seat Type:</p>		<p>Installation System:</p>			
<p>Child Seat Component Code:</p>		<p>Failed Part:</p>			
<p>APPLICABLE INCIDENT INFORMATION (Please describe in detail the incident(s), Failure(s), Crash(es), and injury(ies).)</p>					
<p>Crash</p> <p><input type="checkbox"/> Yes <input checked="" type="checkbox"/> No</p>	<p>Fire</p> <p><input type="checkbox"/> Yes <input checked="" type="checkbox"/> No</p>	<p>Number of Persons Injured</p> <p>None</p>	<p>Number of Deaths</p> <p>None</p>	<p>Reported to Police</p> <p>N</p>	
<p>Narrative Description of Incident(S), Crash(es), and Injury(ies). Please describe (1) events leading up to the failure, (2) failure and its consequences, and (3) what was done to correct the failure; i.e., parts repaired or replaced (and if old part is available).</p>					
<p>TL* THE CONTACT OWNS A 2010 CHEVROLET CAMARO. THE CONTACT STATED THAT THE CHECK ENGINE WARNING INDICATOR ILLUMINATED EVERY TIME THE VEHICLE WAS STARTED. THE CONTACT DROVE THE VEHICLE TO THE DEALER WHERE IT WAS DIAGNOSED THAT THE TIMING CHAIN WAS STRETCHED AND NEEDED REPLACEMENT. THE VEHICLE WAS REPAIRED. THE MANUFACTURER WAS NOTIFIED OF THE FAILURE. THE APPROXIMATE FAILURE MILEAGE WAS 111,750.</p>					
<p>Include, if available: Police/Fire Department Report, Photos, and Repair Invoice. ATTACH ADDITIONAL SHEETS IF NECESSARY</p>					
<p>The Privacy Act of 1974-Public Law 93-579 This information is requested pursuant to authority vested in the National Highway Traffic Safety Act and subsequent amendments. You are under no obligation to respond this questionnaire. Your response may be used to assist the NHTSA in determining whether a Manufacturer should take appropriate action to correct a safety defect. If the NHTSA proceeds with administrative enforcement or litigation against a manufacturer, your response, or a statistical summary thereof, may be used in support of the agency's action.</p>					

Dear General Motors Customer:

As the owner of a 2007 model year GMC Acadia; Saturn OUTLOOK; 2007-2009 model year Cadillac CTS, SRX, STS; 2009 model year Buick Enclave; Chevrolet Traverse; GMC Acadia; or Saturn OUTLOOK, your satisfaction with our product is very important to us.

Recently, you took your vehicle to your dealer to have Customer Satisfaction Program 10287 performed. Your dealer reprogrammed the engine control module to prevent premature wear of the timing chain and the illumination of the Service Engine Soon light. Further analysis has shown that the reprogramming may not fully correct this condition for all vehicles; we, therefore, are providing you with additional protection for the timing chain.

What We Have Done: General Motors is providing owners with additional protection for the timing chain. If premature wear of the timing chain occurs on your 2007 model year GMC Acadia; Saturn OUTLOOK; 2007-2009 model year Cadillac CTS, SRX, STS; 2009 model year Buick Enclave; Chevrolet Traverse; GMC Acadia; or Saturn OUTLOOK vehicle, equipped with a 2.8L/3.6L V6 engine, within 10 years of the date your vehicle was originally placed in service or 120,000 miles (193,000 km), whichever occurs first, the condition will be repaired for you at **no charge**. Diagnosis or repair for conditions other than the condition described above is not covered under this special coverage program.

Do not take your vehicle to your GM dealer as a result of this letter unless you believe that the Service Soon Engine light has illuminated due to timing chain wear.

What You Should Do: If you believe that your vehicle's Service Engine Soon light has illuminated due to timing chain wear, repairs and adjustments qualifying under this special coverage must be performed by a General Motors dealer. You may want to contact your GM dealer to find out how long they will need to have your vehicle so that you may schedule the appointment at a time that is convenient for you. This will also allow your dealer to order parts if they are not already in stock. Keep this letter with your other important glove box literature for future reference.

Reimbursement: If you have paid for repairs for the condition described in this letter, please complete the enclosed form and present it to your dealer with all required documents. Working with your dealer will expedite your request, however, if this is not convenient, you may mail the completed form and all required documents to Reimbursement Department, PO Box 33170, Detroit, MI 48232-5170. The completed form and required documents must be presented to your dealer or received by the Reimbursement Department by July 31, 2013, unless state law specifies a longer reimbursement period.

If you have any questions or need any assistance, just contact your dealer or the appropriate Customer Assistance Center at the number listed below.

Division	Number	Text Telephones (TTY)
Cadillac	1-800-458-8006	1-800-833-2622
GMC	1-800-462-8782	1-888-889-2438
Saturn	1-800-553-6000	1-800-833-6000
Guam	65-6267-1752	
Puerto Rico – English	1-800-496-9992	
Puerto Rico – Español	1-800-496-9993	
Virgin Islands	1-800-496-9994	

ST Customer SA

We are sorry for any inconvenience you may experience; however we have taken this action in the interest of your continued satisfaction with our products.

Jim Moloney
General Director,
Customer and Relationship Services

Enclosure
11340

Technical Service Bulletin from GM

12-06-01-009E APR 14 Engine - Timing Chain Kits and Chain Guide Replacement
 PIP3423K MAR 14 Engine - DTC P0016/P0017/P0018/P0019/P0008/P0009

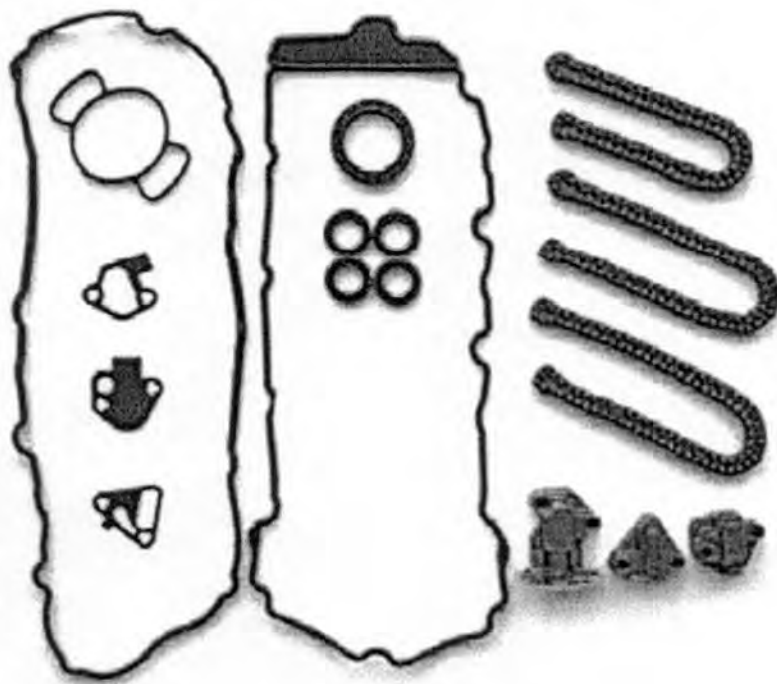
#12-06-01-009F: Information on High Feature V6 Timing Chain Kits and Chain Guide Replacements, DTCs P0008, P0009, P0016, P0017, P0018 and/or P0019 - (Mar 3, 2015)

Subject:	Information on High Feature V6 <u>Timing Chain Kits and Chain Guide Replacements</u> , DTCs P0008, P0009, P0016, P0017, P0018 and/or P0019
	2007 <u>Buick Allure</u> (Canada) (RPOs LY7)
	2007-2012 <u>Buick LaCrosse</u> (RPOs LY7, LLT, LF1)
-	2008-2012 <u>Buick Enclave</u> (RPOs LY7, LLT) <i>Extended Warranty</i>
-	2007-2011 <u>Cadillac STS</u> (RPOs LY7, LLT) <i>Extended Warranty</i>
-	2007-2012 <u>Cadillac SRX</u> (RPOs LY7, LAU, LF1, LFX) <i>Extended Warranty</i>
-	2008-2012 <u>Cadillac CTS</u> (RPOs LY7, LP1, LLT, LF1) <i>Extended Warranty</i>
	2008-2012 <u>Chevrolet Captiva</u> (RPO LY7)
	2008-2012 <u>Chevrolet Equinox</u> (RPOs LY7, LF1, LFW)
	2008-2012 <u>Chevrolet Malibu</u> (RPO LY7)
-	2009-2012 <u>Chevrolet Traverse</u> (RPO LLT) <i>Extended Warranty</i>
	2010-2012 <u>Chevrolet Camaro</u> (RPOs LLT, LFX) <i>NO Extended Warranty</i>
	2012 <u>Chevrolet Impala</u> (RPO LFX)
-	2007-2012 <u>GMC Acadia</u> (RPOs LY7, LLT) <i>Extended Warranty</i>
	2010-2012 <u>GMC Terrain</u> (RPOs LF1, LFW)
	2007-2010 <u>Pontiac G6</u> (RPO LY7)
	2008-2009 <u>Pontiac G8</u> (RPO LY7)
	2008-2009 <u>Pontiac Torrent</u> (RPO LY7)
Models:	2007-2009 <u>Saturn AURA</u> (RPO LY7)

OLM changed

←	2008-2010 Saturn <u>OUTLOOK</u> (RPOs LY7, LLT) <i>Extended Warranty</i>
	2008-2010 Saturn <u>VUE</u> (RPO LY7)
	Equipped with 3.6L High Feature V6 <u>Engine</u> (VINs D, T, V, 3)
	Built After July 15, 2006
Attention:	For 2007 <u>Cadillac</u> models, please refer to the most current version of Corporate Bulletin Number <u>07-06-01-013</u> for early build <u>timing chain</u> identification.

This bulletin has been revised to update the Parts Information Part A table. Please discard Corporate Bulletin Number 12-06-01-009E.



Customer Care and Aftersales has released three timing chain service kits for the High Feature V6 engine applications available for use as of April 2012.

These comprehensive timing chain kits were designed to fulfill all the parts requirements necessary while servicing High Feature V6 engine applications from 2007 to 2012.

These kits were developed with the latest product enhancement in mind, while reducing vehicle downtime for our customers at a very competitive price.

These kits contain all of the necessary parts for repairing worn timing chains minus the RTV sealer and timing chain guides.

These kits should be used on vehicles covered under the terms of the Powertrain Warranty coverage, Special Coverage terms.

Please do not order or use parts separately while repairing a vehicle covered by warranty.

These kits do not contain idler sprockets, camshaft actuator gears, crankshaft driven gear or the chain guides as these parts should not be replaced for a stretched timing chain setting DTCs P0008, P0009, P0016, P0017, P0018 and/or P0019.

Idler gears, camshaft actuators, crankshaft driven gears and timing chain guides are being replaced unnecessarily and are not worn and should not be replaced.

If this concern is encountered, follow the guidelines below to install the necessary timing chain service kit:

CUSTOMER #: [REDACTED]



INVOICE

585 Connecticut Blvd.
East Hartford, CT 06108
SERVICE PH: (860) 528-2575
FAX: (860) 256-0110
www.gengras.com

ENFIELD CT

PAGE 1

HOME: [REDACTED] CONT: [REDACTED]
BUS: [REDACTED] CELL: [REDACTED]

SERVICE ADVISOR: 36917 HAROON CHAUDHRY

COLOR	YEAR	MAKE/MODEL	VIN	LICENSE	MILEAGE IN / OUT	TAG	
	10	CHEVROLET CAMARO	2G1FC1EV4A9 [REDACTED]		111784/111790	T1472	
DEL. DATE	PROD. DATE	WARR. EXP.	PROMISED	PO NO.	RATE	PAYMENT	INV. DATE
14AUG09 IS							
14AUG09 DD			12:00 31MAR16		VARI	CASH	31MAR16
R.O. OPENED	READY	OPTIONS: DLR: [REDACTED] ENG: 3.6_Liter					
18:30 24MAR16	17:02 31MAR16						

LINE	OPCODE	TECH	TYPE	HOURS	LIST	NET	TOTAL
------	--------	------	------	-------	------	-----	-------

A CUSTOMER STATES THE CHECK ENGINE LIGHT IS ON. P0008

LINE	OPCODE	TECH	TYPE	HOURS	LIST	NET	TOTAL
	S11	DEFAULT					
		38782	CPC				
	1	12651450	(S) CHAIN PKG		356.40	356.40	356.40
	1	12615968	(S) GASKET KIT		86.92	86.92	86.92
	1	12590958	(S) GASKET		33.22	33.22	33.22
	1	12584040	(S) SEAL		6.17	6.17	6.17
	1	12566429	(S) SEAL		6.29	6.29	6.29
	1	11569873	(S) BOLT		7.22	7.22	7.22
	2	88864346	SEALANT		18.86	18.86	37.72
	1	92242956	F-(S) BELT		62.42	62.42	62.42
	1	12657499	W-(S) PUMP KIT		264.00	264.00	264.00
	1	1999382	F-(S) BULB		4.75	4.75	4.75
	1	12346290	COOLANT		20.64	20.64	20.64
	6	12345885	OIL		10.35	7.01	42.06
		927.81	LABOR:	1197.87	OTHER:	0.00	
							TOTAL LINE A: 2125.68

111790 FOUND THAT THE CHECK ENGINE LIGHT WAS COMING ON AND OFF P0008 LAST TEST PASSED CHECK THE OIL FOUND IT HAD THE RIGHT AMOUNT OF ENGINE OIL AFTER CHECKING FOUND THAT WE HAD A STRETCHED CHAIN ISSUE AND POSSIBLY FAULTY GUIDES PERFORMED ENGINE OVERHAUL REPLACED THE TIMING CHAINS ALL THE GUIDES NEW WATER PUMP FROM IT LEAKING RESEAL FRONT COVER NEW VALVE COVERS GASKETS NEW O RING FOR COOLANT CROSSOVER NEW OIL COOLANT MOBILE ONE OIL RUNNING AND OPERATING AS DESIGNED NO LEAKS CLEANED AND TOPPED FLUID OFF CLEARED CODE


B CUSTOMER STATES PERFORM MULTI POINT INSPECTION

MPI CUSTOMER STATES PERFORM MULTI POINT INSPECTION

	38782	CPC					
PARTS:	0.00	LABOR:	0.00	OTHER:	0.00		0.00
111790 MPI						TOTAL LINE B:	0.00

C CUSTOMER STATES PERFORM A COMPLIMENTARY WHEEL ALIGNMENT INSPECTION

CHECK CUSTOMER STATES PERFORM A COMPLIMENTARY



Gengras Chevrolet is always looking for customer feedback. Please feel free to contact Lee at 860-528-2527 or email at lpage@gengras.com

DESCRIPTION	TOTALS
LABOR AMOUNT	
PARTS AMOUNT	
ADJUSTMENT	
SUBLET AMOUNT	
SUPPLIES/WASTE DISP.	
TOTAL CHARGES	
LESS INSURANCE	
SALES TAX	
PLEASE PAY THIS AMOUNT	

[Redacted]

From: cac@chevrolet.com
Sent: Thursday, April 7, 2016 10:25 AM
To: [Redacted]
Subject: Case [Redacted] Status update for your 2010 Chevrolet Camaro concern

Email ID# [Redacted] (Do not delete/alter this line) =====

Dear [Redacted]

I have the following update for your 2010 Chevrolet Camaro, case number [Redacted]

GM is reviewing internally about the timing chain repair.

The Customer Experience Manager or I will contact you when more information is available. If you have additional questions or concerns, I can be reached at the number listed below, or emailed at CustomerCare@Chevrolet.com (please reply with history to this email for fastest response).

Thank you,

Scott
Chevrolet Customer Assistance
Phone Number: 1-866-790-5600
Extension Number: 5921062

=====
[Redacted]

[Redacted]

From: cac@chevrolet.com
Sent: Monday, April 18, 2016 05:31 PM
To: [Redacted]
Subject: Case [Redacted] Status update for your 2010 Chevrolet Camaro concern

Email ID# [Redacted] (Do not delete/alter this line) =====

Dear [Redacted]

I have the following update for your 2010 Chevrolet Camaro, case number [Redacted]

I am still reviewing concern with the timing chain on the 2010 to see what our options are.

I will contact you when more information is available. If you have additional questions or concerns, I can be reached at the number listed below, or emailed at CustomerCare@Chevrolet.com.

Thank you,

Scott
Chevrolet Customer Assistance
Phone Number: 1-866-790-5600
Extension Number: 5921062

=====

[Redacted]



2010 camaro p0008 code

David

All Shopping Images Videos News More Search tools

About 944 results (0.58 seconds)

The dreaded P0008 code... - ModernCamaro.com - 5th Gener...

www.moderncamaro.com › ... › V6 Engine Discussion
Jun 8, 2012 - I have 48K on it and the P0008 bank 1 cam sensor code. ... 2010 Camaro 2SS/RS 6spd 426hp I also had this problem on a 2010 terrain. You've visited this page 3 times. Last visit: 3/22/16

p0008, timing chains, 120k warranty??? - Camaro5 Chevy Ca...

www.camaro5.com/forums/showthread.php?t=289404
Apr 15, 2013 - 15 posts - 10 authors
p0008, timing chains, 120k warranty? ... I currently have error code p0008 and 0300. I have run ... Drives: 2010 Camaro 1LS 3.6 LLT V6 325 HP.

- P0008 Code Houdini Act** 14 posts Jul 30, 2013
- P0008 Timing Issue** 12 posts Jun 2, 2013
- Known LLT timing chain issue** 15 posts Jun 19, 2012
- CODE P00008** 9 posts Apr 4, 2011

More results from www.camaro5.com
You've visited this page 2 times. Last visit: 3/27/16

P0008 Engine Positions System Performance Bank 1

www.obd-codes.com/p0008
The code is more common in the following makes: Suzuki, GM, Cadillac, Buick, Holden. ... where are the cam shaft and crank shaft sensors in a 2009 Cadillac CTS 3.6vvt engine?... These 2 codes can be seen: P0008 Engine Position System Performance Bank 1 P000C Camshaft Position Slow ... You've visited this page 2 times. Last visit: 3/15/16

Chevrolet Diagnostic Trouble Code (DTC) P0008 Related ...

www.aboutautomobile.com/DTC/P0008/Chevrolet
Chevrolet Diagnostic Trouble Code (DTC) P0008 Related TSBs. ... 2010 Chevrolet Camaro Others TSB Details ... 2010 Chevrolet Equinox Others TSB Details ... You've visited this page 2 times. Last visit: 3/22/16

p0008 chevrolet - OBDII Codes

www.autocodes.com/p0008_chevrolet.html
Feb 4, 2013 - Repair Information for P0008 Chevrolet code. Learn what does P0008 Chevrolet Engine Positions System Performance Bank 1 means?

View topic - Second Check Engine Light :: Bowtie V6 - 5th Ge...

www.bowtiev6.com › ... › General Maintenance and Tech Issues
May 12, 2014 - 10 posts - 5 authors
Now another one came on, checked the code and its P0008; says it could be some type of timing issue. Just 15,000 miles after the last one!
You've visited this page 2 times. Last visit: 3/22/16

My Love for GM Vehicles is Being Tested! - CamaroZ28.Com ...

www.camaroz28.com › ... › Community › F-body Lounge
Nov 14, 2013 - In 2010 with 56K we get the SES light and code P0008. Take the 2002 NBM Camaro Z28 M6 - best ET 13.21, best MPH 108.9, best 60' 2.14 ...

Should the cause of codes P0008 & 17 be covered under the ...

www.cadillacforums.com/.../193218-should-cause-codes-p0008-17-cove...
Feb 25, 2010 - According to the manual P0008 sets when the ECM detects that both cams on bank 1 are mis-aligned with the crankshaft and P0017 is also ...

P0008 Diagnostic Trouble Code Problem Code Meaning ...

May 9, 2013 - Uploaded by DiagnosticWorldz

2007 CTS Cadillac... code P0008 what dose ...

Engine Code P0008.... - LS1TECH

ls1tech.com/forums/pcm-diagnostics.../1609376-engine-code-p0008.htm... ▾

Dec 20, 2012 - Before driving the car to work today i noticed it had a check engine light on, after running the codes (2) i found the TPS (just replaced) code and.

Searches related to 2010 camaro p0008 code

- p0008 code **traverse**
- p0008 code **cadillac**
- p0008 code **saturn outlook**
- code p0008 **suzuki xl7**
- p0008 code **acadia**
- code p0008 **chevy**
- p0008 code **equinox**
- timing chain** 2010 camaro

1 2 3 4 5 6 7 8 9 10 Next

Franklin, CT - From your phone (Location History) - Use precise location - Learn more

[Help](#) [Send feedback](#) [Privacy](#) [Terms](#)