


**INFORMATION Redacted PURSUANT TO THE FREEDOM OF
INFORMATION ACT (FOIA), 5 U.S.C. 552(B)(6)**

 U.S. Department of Transportation National Highway Traffic Safety Administration		DOT Auto Safety Hotline Vehicle Owner's Questionnaire To Report Vehicle Safety Defects 1-888-DASH-2-DOT (1-888-327-4236) INTERNET:www.nhtsa.dot.gov/hotline		FOR AGENCY USE ONLY 100148	
		Date Received 12 01 2016 14-DEC-2015		Repository <input type="checkbox"/> Reference No. 10809972	
OWNER INFORMATION (Type or Print)					
Name		Address		Daytime Telephone Number	
City		State	Zip Code	Evening Telephone Number	
STREAMWOOD		IL			
The information you provide will be used to identify potential safety-related defects. We may share your information with the applicable vehicle manufacturer during an investigation or recall in accordance with the routine uses described in the agency's Privacy Act notice. See 49 FR 53971 (Sep. 3, 2004).					
VEHICLE INFORMATION					
17 digit Vehicle Identification Number Located at bottom of windshield on driver's side		Make	Model	Model Year	
1GCFG15X271		CHEVROLET	EXPRESS 1500	2007	
Date Purchased	Dealer's Name and Telephone Number			Engine: No: Cylinders	Fuel Type:
Original Owner <input type="checkbox"/>	Dealer's City		State	Zip Code	
Transmission Type	<input type="checkbox"/> Antilock Brakes	Powertrain	Multiple Failure:		Incident Date(s)
	<input type="checkbox"/> Cruise Control				20-NOV-2015
FAILED COMPONENT(S)/PART(S) INFORMATION					
Vehicle Component Code: BRAKES (PWS)				Failure Mileage	Failure Speed
				58000	40
ADDITIONAL ITEMS TO BE COMPLETED WHEN REPORTING A TIRE FAILURE					
Tire Make		Tire Model (Name or Number)		Tire Size (Example P215/65R15)	
DOT No. (Example: DOTM19ABC036)		<input type="checkbox"/> Original Equipment	Failure Location:		
		<input type="checkbox"/> Prior Repair			
Tire Component Code				Tire Failure Type:	
ADDITIONAL ITEMS TO BE COMPLETED WHEN REPORTING A CHILD SEAT FAILURE					
Make:		Date Manufactured:	Model No./Name:		
Seat Type:		Installation System:			
Child Seat Component Code:		Failed Part:			
APPLICABLE INCIDENT INFORMATION					
<i>(Please describe in detail the incident(s), failure(s), crash(es), and injury(ies).)</i>					
Crash	Fire	Number of Persons Injured	Number of Deaths	Reported to Police	
<input checked="" type="checkbox"/> Yes <input type="checkbox"/> No	<input type="checkbox"/> Yes <input checked="" type="checkbox"/> No	2		Y	
Narrative Description of Incident(S), Crash(es), and Injury(ies). Please describe (1) events leading up to the failure, (2) failure and its consequences, and (3) what was done to correct the failure; i.e, parts repaired or replaced (and if old part is available).					
TL* THE CONTACT OWNS A 2007 CHEVROLET EXPRESS 1500. THE CONTACT STATED THAT WHILE DRIVING AT 40 MPH, THE BRAKE PEDAL WAS DEPRESSED AND TRAVELED TO THE FLOOR BOARD. AS A RESULT, THE CONTACT CRASHED INTO THE REAR OF ANOTHER VEHICLE. THE AIR BAGS DID NOT DEPLOY. THE CONTACT AND OTHER DRIVER SUSTAINED WHIP LASH. NO MEDICAL ATTENTION WAS REQUIRED. A POLICE REPORT WAS FILED. THE VEHICLE WAS TOWED TO AN INDEPENDENT MECHANIC WHERE IT WAS DIAGNOSED THAT THE HYDRAULIC BRAKE LINE FAILED AND NEEDED TO BE REPLACED. THE VEHICLE WAS REPAIRED. THE CONTACT ALSO MENTIONED THAT HE FELT LIKE THE INSTALLATION OF THE BRAKE LINING WAS FAULTY. THE MANUFACTURER WAS NOTIFIED OF THE FAILURE. THE FAILURE MILEAGE WAS APPROXIMATELY 58,000.					
Include, if available: Police/Fire Department Report, Photos, and Repair Invoice. ATTACH ADDITIONAL SHEETS IF NECESSARY					
The Privacy Act of 1974-Public Law 93-579 This information is requested pursuant to authority vested in the National Highway Traffic Safety Act and subsequent amendments. You are under no obligation to respond this questionnaire. Your response may be used to assist the NHTSA in determining whether a Manufacturer should take appropriate action to correct a safety defect. If the NHTSA proceeds with administrative enforcement or litigation against a manufacturer, your response, or a statistical summary thereof, may be used in support of the agency's action.					

Feb 26, 2016

Thank you for requesting more information about my truck brake failure which caused the accident. I have shown these pictures to General Motors; there engineering's felt that the design of the steel brake line lay out could cause no reason to fear for an accident.

The brake line that failed comes from the left front wheel of the truck. The design lay out of the brake path causes the steel brake line to cross over another brakes line. Please see picture No. 1 which shows the problem.

The two lines rub against each other and eventually cause the line to wear through causing the fluid to push out the hole in the brake line.

Picture No 2. You can see where the brake fluid was leaking from. At this point the line is not at the wheel but mounted to the structure of the truck at the middle of the truck. You cannot see this from the ground because the rubbing point is about the cannal.

Picture No 3. You can see all the brake fluid over the steel structure of the truck. In this area it's impossible for anyone to see the problem standing on the ground.

Picture No4. Now you can see on the steeel brake line runs down the top of the structural steel beam. If you look close you can see the brake line laying on top of another line. This is the area where the hole wore through the steeel brake line.

Picture No5. This picture clearly shows the brake line resting against another line. This is a problem for all 2007 Chevrolet Vans because all brake are installed the same in each truck, so this condition could happen in anyone of the Chevrolet Vans.


I'm not asking for anything for me all I want is for Chevrolet to have a recall on the product and correct the problem. When I hit this other car, this other care could have been children crossing the street and I would have been unable to stop and I would have killed someone.


Please help me get this problem resolved.

Thank you

[REDACTED]
Streamwood Illinois [REDACTED]
[REDACTED]


1






28





4



5