


AUG 19 2014

 <p><b>DOT Auto Safety Hotline</b>  <b>Vehicle Owner's Questionnaire</b>          To Report Vehicle Safety Defects          1-888-DASH-2-DOT          (1-888-327-4236)          INTERNET:www.nhtsa.dot.gov/hotline</p>		FOR AGENCY USE ONLY 100148	
U.S. Department of Transportation National Highway Traffic Safety Administration		Date Received 27-MAY-2014	Repository <input type="checkbox"/> Reference No. 10594194
OWNER INFORMATION (Type or Print)		Daytime Telephone Number	E-mail Address
Name		Evening Telephone Number	
Address			
City	BUNNETTSVILLE	State	IN
		Zip Code	
The information you provide will be used to identify potential safety-related defects. We may share your information with the applicable vehicle manufacturer during an investigation or recall in accordance with the routine uses described in the agency's Privacy Act notice. See 49 FR 53971 (Sep. 3, 2004).			
<b>VEHICLE INFORMATION</b>			
17 digit Vehicle Identification Number Located at bottom of windshield on driver's side 1G1PG5S94B7		Make CHEVROLET	Model CRUZE
		Model Year 2011	
Date Purchased 12-11-2013	Dealer's Name and Telephone Number Defouw Chevrolet 765-449-2800		Engine: No: Cylinders 1.4
Original Owner <input type="checkbox"/>	Dealer's City Lafayette	State IN	Zip Code 47901
Transmission Type auto	<input checked="" type="checkbox"/> Antilock Brakes <input checked="" type="checkbox"/> Cruise Control	Powertrain	Fuel Type: Gas
Multiple Failure:		Incident Date(s) 18-APR-2014	
<b>FAILED COMPONENT(S)/PART(S) INFORMATION</b>			
Vehicle Component Code: 140000 AIR BAGS		Failure Mileage 36000	Failure Speed 55
<b>ADDITIONAL ITEMS TO BE COMPLETED WHEN REPORTING A TIRE FAILURE</b>			
Tire Make	Tire Model (Name or Number)	Tire Size (Example P215/65R15)	
DOT No. (Example: DOTM19ABC036)	<input type="checkbox"/> Original Equipment <input type="checkbox"/> Prior Repair	Failure Location: Passenger Air Bag	
Tire Component Code	Tire Failure Type:		
<b>ADDITIONAL ITEMS TO BE COMPLETED WHEN REPORTING A CHILD SEAT FAILURE</b>			
Make:	Date Manufactured:	Model No./Name:	
Seat Type:	Installation System:		
Child Seat Component Code:	Failed Part:		
<b>APPLICABLE INCIDENT INFORMATION</b> (Please describe in detail the incident(s), failure(s), crash(es), and injury(ies).)			
Crash <input type="checkbox"/> Yes <input checked="" type="checkbox"/> No	Fire <input type="checkbox"/> Yes <input checked="" type="checkbox"/> No	Number of Persons Injured 0	Number of Deaths 0
		Reported to Police N	
<b>Narrative Description of Incident(S), Crash(es), and Injury(ies).</b> Please describe (1) events leading up to the failure, (2) failure and its consequences, and (3) what was done to correct the failure; i.e., parts repaired or replaced (and if old part is available).			
TL* THE CONTACT OWNS A 2011 CHEVROLET CRUZE. THE CONTACT STATED THAT WHILE TRAVELING 55 MPH, THE PASSENGER AIR BAG OFF WARNING LAMP ILLUMINATED ALTHOUGHT THE PASSENGER SEAT WAS OCCUPIED. THE FAILURE HAS OCCURRED ON SEVERAL OCCASIONS. THE MANUFACTURER WAS MADE AWARE OF THE FAILURE. THE VEHICLE WAS TAKEN TO AN INDEPENDENT MECHANIC WHO DIAGNOSED THAT THE WEIGHT SENSOR MAT NEEDED TO BE REPLACED. THE VEHICLE WAS REPAIRED, HOWEVER THE FAILURE HAS RECURRED. THE FAILURE MILEAGE WAS 36,000 AND THE CURRENT MILEAGE WAS 39,000.			
Include, if available: Police/Fire Department Report, Photos, and Repair Invoice.		ATTACH ADDITIONAL SHEETS IF NECESSARY	
The Privacy Act of 1974-Public Law 93-579 This information is requested pursuant to authority vested in the National Highway Traffic Safety Act and subsequent amendments. You are under no obligation to respond this questionnaire. Your response may be used to assist the NHTSA in determining whether a Manufacturer should take appropriate action to correct a safety defect. If the NHTSA proceeds with administrative enforcement or litigation against a manufacturer, your response, or a statistical summary thereof, may be used in support of the agency's action.			

**Narrative Description of Incident(s), Failure(s), Crash(es), and Injury(ies)**

ON my 2011 Chevy CRUZE sometime the passenger  
AIR BAG indicator light does not come on it  
the more you drive and more you get in and out  
of the passenger side the more the AIR BAG  
does not work. Chevy dealership said to turn  
the CAR off and restart it. But more you get in  
and out of the passenger side that doesn't work  
very well. I would like for it to be fix. I like  
the car. if they CAN'T fix the car I would like my money  
Back

ATTACH ADDITIONAL SHEETS IF NECESSARY

U.S. Department  
of Transportation

**National Highway  
Traffic Safety  
Administration**

1200 New Jersey Avenue SE.  
Washington, D.C. 20077-9382

Official Business  
Penalty for Private Use \$300





**NO POSTAGE  
NECESSARY  
IF MAILED  
IN THE  
UNITED STATES**

**BUSINESS REPLY MAIL**


FIRST-CLASS MAIL      PERMIT NO. 1888      WASHINGTON, DC

POSTAGE WILL BE PAID BY ADDRESSEE

**US Department of Transportation  
National Highway Traffic Safety Administration  
Office of Defects Investigation, NVS-210**  
1200 New Jersey Avenue SE.  
Washington, D.C. 20077-9382  
200779382



**Think your vehicle  
has a safety defect?**



**If so:  
Use the enclosed  
form to file a report.**

**or visit:  
www.safercar.gov**

**or call:  
Vehicle Safety Hotline  
888-327-4236**



U.S. Department of Transportation  
National Highway Traffic Safety Administration  
1200 New Jersey Avenue SE, Washington, DC 20077-9382

