

INFORMATION Redacted PURSUANT TO THE FREEDOM OF

INFORMATION ACT (FOIA), 5 U.S.C. 552(B)(6) DOT Auto Safety Hotline				FOR AGENCY USE ONLY 100148	
U.S. Department of Transportation National Highway Traffic Safety Administration		Vehicle Owner's Questionnaire To Report Vehicle Safety Defects 1-888-DASH-2-DOT (1-888-327-4236) INTERNET:www.nhtsa.dot.gov/hotline		Date Received 18-MAR-2014	Repository <input type="checkbox"/> Reference No. 10573032
OWNER INFORMATION (Type or Print)					
Name		Address		Daytime Telephone Number	E-mail Address
City ENGLEWOOD		State FL	Zip Code	Evening Telephone Number	
<i>The information you provide will be used to identify potential safety-related defects. We may share your information with the applicable vehicle manufacturer during an investigation or recall in accordance with the routine uses described in the agency's Privacy Act notice. See 49 FR 53971 (Sep. 3, 2004).</i>					
VEHICLE INFORMATION					
17 digit vehicle identification number Located at bottom of windshield on driver's side 1GBFG15R4Y1		Make CHEVROLET	Model EXPRESS 1500	Model Year 2000	
Date Purchased	Dealer's Name and Telephone Number		Engine: No: Cylinders	Fuel Type:	
Original Owner <input type="checkbox"/>	Dealer's City	State	Zip Code		
Transmission Type	<input type="checkbox"/> Antilock Brakes <input type="checkbox"/> Cruise Control	Powertrain	Multiple Failure:	Incident Date(s) 28-APR-2011	
FAILED COMPONENT(S)/PART(S) INFORMATION					
Vehicle Component Code: 110000 ELECTRICAL SYSTEM			Failure Mileage 58000	Failure Speed	
ADDITIONAL ITEMS TO BE COMPLETED WHEN REPORTING A TIRE FAILURE					
Tire Make		Tire Model (Name or Number)		Tire Size (Example P215/65R15)	
DOT No. (Example: DOTM19ABC036)		<input type="checkbox"/> Original Equipment <input type="checkbox"/> Prior Repair	Failure Location:		
Tire Component Code			Tire Failure Type:		
ADDITIONAL ITEMS TO BE COMPLETED WHEN REPORTING A CHILD SEAT FAILURE					
Make:		Date Manufactured:	Model No./Name:		
Seat Type:		Installation System:			
Child Seat Component Code:		Failed Part:			
APPLICABLE INCIDENT INFORMATION (Please describe in detail the incident(s), Failure(s), Crash(es), and injury(ies).)					
Crash <input type="checkbox"/> Yes <input checked="" type="checkbox"/> No	Fire <input type="checkbox"/> Yes <input checked="" type="checkbox"/> No	Number of Persons Injured 0	Number of Deaths 0	Reported to Police N	
Narrative Description of Incident(S), Crash(es), and Injury(ies). Please describe (1) events leading up to the failure, (2) failure and its consequences, and (3) what was done to correct the failure; i.e. parts repaired or replaced (and if old part is available).					
TL* THE CONTACT OWNS A 2000 CHEVROLET EXPRESS 1500. THE CONTACT STATED THAT THE IGNITION FAILED TO START WITH SEVERAL ATTEMPTS, HOWEVER AFTER WAITING FIFTEEN MINUTES THE VEHICLE BEGAN TO OPERATE NORMALLY. THE VEHICLE WOULD ALSO STALL UNEXPECTEDLY WHEN DRIVING AND THEN RESTART. THE FAILURE RECURRED NUMEROUS TIMES. A CERTIFIED MECHANIC REPLACED THE PASS-LOCK SECURITY SYSTEM. IN ADDITION, THE DEALER REPLACED THE IGNITION SWITCH. THE FAILURE NO LONGER PERSISTED AFTER BOTH REPAIRS WERE PERFORMED. THE MANUFACTURER WAS NOTIFIED OF THE PROBLEM. THE APPROXIMATE FAILURE MILEAGE WAS 58,000.					
Include, if available: Police/Fire Department Report, Photos, and Repair Invoice.			ATTACH ADDITIONAL SHEETS IF NECESSARY		
The Privacy Act of 1974-Public Law 93-579 This information is requested pursuant to authority vested in the National Highway Traffic Safety Act and subsequent amendments. You are under no obligation to respond this questionnaire. Your response may be used to assist the NHTSA in determining whether a Manufacturer should take appropriate action to correct a safety defect. If the NHTSA proceeds with administrative enforcement or litigation against a manufacturer, your response, or a statistical summary thereof, may be used in support of the agency's action.					


Narrative Description of Incident(s), Failure(s), Crash(es), and Injury(ies)

The VAN would shut off while driving
At most REAR ended several times. Dealer
played !@#% Had NO clue. I HAD TO INSTRUCT
Them what to do to fix. Upon Reseaching
This problem I have found lots o people
with this problem in there late 90's
CARS AND TRUCKS. This problem goes
BACK ALOT FANTHER THAN G.M. will ADMITT

ATTACH ADDITIONAL SHEETS IF NECESSARY

U.S. Department
of Transportation

National Highway



Englewood, FL



NO POSTAGE
NECESSARY
IF MAILED
IN THE
UNITED STATES


BUSINESS REPLY MAIL
FIRST-CLASS MAIL PERMIT NO. 1888 WASHINGTON, DC

POSTAGE WILL BE PAID BY ADDRESSEE

**US Department of Transportation
National Highway Traffic Safety Administration
Office of Defects Investigation, NVS-210
1200 New Jersey Avenue SE.
Washington, D.C. 20077-9382**



**Think your vehicle
has a safety defect?**



**If so:
Use the enclosed
form to file a report.**

**or visit:
www.safercar.gov**

**or call:
Vehicle Safety Hotline
888-327-4236**



Vehicle Owner's Questionnaire (VOQ)
U.S. Department of Transportation
National Highway Traffic Safety Administration

RONNIE S AUTOMOTIVE SERVICES INC

REPAIR ORDER #

Englewood, FL. 34224

Phone -

941-~~972~~-~~XXXX~~

If It's Not Broke We Can't Fix It

[REDACTED]

REPAIR ORDER

Print Date 6-30-12

[REDACTED]

Lic #: 2000 CHEV. 5.7. EXPRESS
Unit #:
Vin #:

Cust ID: Ref #: Hat #: Engine :
Last Service : Current Odometer : Previous Odometer : Elapsed Mileage :

Labor Requested / Part Description — Parts — — Total —
Qty Sale Parts Labor Extended

inst. By PASS system supplied by
customer. for factory anti theft.

1 hr Labor

75.00

FUEL CHARGE

10.00

Total \$ 85.00

Parts : \$ Labor : \$ Total : \$

TEARDOWN ESTIMATE: I understand that my vehicle will be reassembled within ___ days of the date shown above if I choose not to authorize the service recommended. All Parts removed will be discarded unless instructed otherwise: Save all Parts. NOT RESPONSIBLE FOR LOSS OR DAMAGE TO CARS OR ARTICLES LEFT IN CARS IN CASE OF FIRE, THEFT OR ANY OTHER CAUSE.

Authorized By..... Date..... Time.....

<none>

SUNSET

CHEVROLET  BUICK  GMC

A PROUD MEMBER OF THE SUNSET AUTOMOTIVE GROUP

1850 BAY RD. • SARASOTA, FL 34239
 www.sunsetautogroup.com
 (941) 366-7800

SEE BACK FOR ADDITIONAL CUSTOMER INFORMATION REGARDING REPAIRS

CELL: [REDACTED]

CUSTOMER NO. 59529	ADVISOR JEFF LUTZ	30	TAG NO. 163	INVOICE DATE 08/09/12	INVOICE NO. CTCS412865
[REDACTED]	LABOR RATE	LICENSE NO.	MILEAGE 58,877	COLOR /	STOCK NO.
SARASOTA, FL [REDACTED]	YEAR / MAKE / MODEL 00/CHEVROLET TRUCK/EXPRESS VAN/1500			DELIVERY DATE	DELIVERY MILES
	VEHICLE I.D. NO. 1GBFG15R4Y1 [REDACTED]			SELLING DEALER NO.	PRODUCTION DATE
	F.T.E. NO.	P.O. NO.	R.O. DATE 08/09/12	MILEAGE OUT	
BUSINESS PHONE	COMMENTS			MO: 58877	

LABOR & PARTS
 J# 1 08CVZ *BODY ELECTRICAL TECH(S):361 90.00
 CUSTOMER STATES INSTALL SOP IGNITION CYLINDER.
 PER CUSTOMER INSTALL NEW PASS LOCK IGNITION CASE
 (INCLUDES IGN. LOCK ACTUATOR, IGNITION SWITCH ACTUATOR,
 AND PASS LOCK SENSOR).

PARTS	QTY	FP-NUMBER	DESCRIPTION	UNIT PRICE	PRICE
JOB # 1	1	26049449	CASE 2.188	127.99	127.99
				JOB # 1 TOTAL PARTS	127.99
				JOB # 1 TOTAL LABOR & PARTS	217.99

MISC	CODE	DESCRIPTION	CONTROL NO	PRICE
JOB # A	SS	SHOP MATERIALS & SUPPLIES		21.80
TOTAL - MISC				21.80

ESTIMATE
 CUSTOMER HEREBY ACKNOWLEDGES RECEIVING
 ORIGINAL ESTIMATE OF \$300.00 (+TAX)
 TOTALS

METHOD OF PAYMENT

() cash... () check #.....	TOTAL LABOR....	90.00
() credit card.. () other.....	TOTAL PARTS....	127.99
() charge #.....	TOTAL SUBLET....	0.00
	TOTAL G.O.G....	0.00
	TOTAL MISC CHG.	21.80
	TOTAL MISC DISC	0.00
	TOTAL TAX.....	16.79
	TOTAL INVOICE \$	256.58

PAID
 AUG 09 2012
 BY: mc (m)

"This charge represents costs and profits to the motor vehicle repair facility for miscellaneous shop supplies or waste disposal." [s.559.904(4)]

"The State of Florida requires a \$1.00 fee to be collected for each new tire sold in the state [s.403.718], and a \$1.50 fee to be collected for each new or remanufactured battery sold in the state [s.403.7185]."

CUSTOMER SIGNATURE _____

ALL PARTS ARE NEW UNLESS OTHERWISE INDICATED.

www.sunsetautogroup.com

I ACKNOWLEDGE AND APPROVE OF ALL WORK PERFORMED, INCLUDING ANY ADDITIONAL WORK THAT MAY HAVE BEEN ADDED ON THE ORIGINAL WORK ORDER. I ACKNOWLEDGE RECEIPT OF A COPY OF THIS INVOICE AND I HAVE REVIEWED THE TERMS AND CONDITIONS LISTED ON THE REVERSE SIDE OF THIS PAGE.

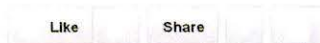


security bypass passlock 2 General Motors vehicles

AutoTransArm

Subscribe

7 videos



19,220

Uploaded by [AutoTransArm](#) on Oct 29, 2011

How to bypass a passlock security system on GM/Chevy/Pontiac/Oldsmobile.

19 likes, 1 dislike

Show more

Uploader Comments ([AutoTransArm](#))

Oh i used a 2.2k ohm 1/2 watt resistor and tied it between the yellow and orange wire but instead of 10 mins. I let it sit for 15 mins. Before the light stayed on then turned it off and BAM you are a genius thanks man

[jwebb742](#) 1 month ago

Glad it worked for you. The security systems can be more a pain in the all for the owners more than someone trying to steal your car.

[AutoTransArm](#) in reply to [jwebb742](#) 1 month ago

I have a 98 chevy s10 when i go to start it itll start for a sec then die security light only flashes as your trying to start it but as soon as it flashes it stops trying to start on my ignition ther is a yellow,orange with black line and a red which do i cut and do i use the same resistor

[jwebb742](#) 1 month ago


It looks a little different system. Never had to do a S10. I'm sure it can be done. But you would need to see what a good signal looks like going back to the BCM. And coping it. Sorry I couldn't be more help. Good luck. If you figure it out please post it and maybe some one else could use it.

[AutoTransArm](#) in reply to [jwebb742](#) 1 month ago

On this car you might have to time out the security system three times. Start from scratch and disconnect the battery and turn the key to start then back to run position. then wait till the light stop's blinking. Then turn the key to off for 5 sec. then back to start then run untill the light goes off. And do this one more time to make three times.on the 4 time you try to start your car the light should not blink . You might have a ignition problem with your ing switch, that it may glitch.

[AutoTransArm](#) 1 month ago

Correction after you disconnect the battery connect it back up. Then start the time out. As stated above.



Learn How CarMD Works
by carmd
6,467 views

Ad



How to Fix Theft Passlock System on
by wagslick
107,114 v FEATURED VIDEO



GM Fuel Pump Relay Testing
by ScannerDanner
7,745 views



GM Key Trick
by Jasons1487
178,010 views



Chevrolet Radio Light Bulb Replacement How
by jenniesgarage
1,379 views



Vehicle Immobilizer Bypass/ Integration
by AnthonyJ350
1,627 views



GM Pass Key II Malfunctions:
by TheYoshiClan
11,943 views



VATS GM bypass done easy and cheapest
by turbo21ful
12,293 views



Auto jiggers
by 123dwight567
6,516 views



NEW SILVERADO HI-CENTERED, HUGE
by rekjavicxxx
16,932 views



Fuel Pump Relay Problem
by ScannerDanner
19,515 views



CHEVROLET BUICK GMC

A PROUD MEMBER OF THE SUNSET AUTOMOTIVE GROUP

1850 BAY RD. • SARASOTA, FL 34239
www.sunsetautogroup.com
(941) 366-7800

SEE BACK FOR ADDITIONAL CUSTOMER INFORMATION REGARDING REPAIRS

CELL: [REDACTED]

Customer information form including fields for CUSTOMER NO. (59529), ADVISOR (JEFF LUTZ), TAG NO. (044), INVOICE DATE (08/06/12), MILEAGE (58,815), COLOR (GOLD/), STOCK NO. (CTCS412558), YEAR/MAKE/MODEL (04/CHEVROLET TRUCK/EXPRESS VAN/VAN 1), VEHICLE I.D. NO. (1GCFG15X941), F.T.E. NO., P.O. NO., R.O. DATE (08/06/12), MILEAGE OUT, BUSINESS PHONE, and COMMENTS.

LABOR & PARTS
J# 1 08CVZ *BODY ELECTRICAL TECH(S):74 30.00
CUSTOMER STATES VEHICLE WILL NOT START AT TIMES. CUSTOMER HAS PASS LOCK BYPASS, AND BATTERY DISCONNECT INSTALLED. BATTERY WILL BE DISCHARGED WHEN LEFT CONNECTED OVER NIGHT (RELATED TO DOOR LOCKS PER CUSTOMER) PLEASE CHECK AND ADVISE. TECHNICIAN INSPECTED AND VERIFIED THAT PASS LOCK BYPASS SYSTEM INSTALLED CORRECTLY PER WIRING DIAGRAM. NO REPAIRS MADE AT THIS TIME.

JOB # 1 TOTAL LABOR & PARTS 30.00

J# 2 00CVZ-MVI GM-MPVI TECH(S):74 0.00
PERFORM COMPLIMENTARY MULTI-POINT INSPECTION
COMPLIMENTARY MULTI-POINT INSPECTION COMPLETED

JOB # 2 TOTAL LABOR & PARTS 0.00

ESTIMATE
CUSTOMER HEREBY ACKNOWLEDGES RECEIVING ORIGINAL ESTIMATE OF \$30.00 (+TAX)

TOTALS
METHOD OF PAYMENT
TOTAL LABOR.... 30.00
TOTAL PARTS.... 0.00
TOTAL SUBLET... 0.00
TOTAL G.O.G.... 0.00
TOTAL MISC CHG. 0.00
TOTAL MISC DISC 0.00
TOTAL TAX..... 2.10

TOTAL INVOICE \$ 32.10

"This charge represents costs and profits to the motor vehicle repair facility for miscellaneous shop supplies or waste disposal." [s.559.904(4)]

"The State of Florida requires a \$1.00 fee to be collected for each new tire sold in the state [s.403.718], and a \$1.50 fee to be collected for each new or remanufactured battery sold in the state [s.403.7185]."

CUSTOMER SIGNATURE

ALL PARTS ARE NEW UNLESS OTHERWISE INDICATED.

I ACKNOWLEDGE AND APPROVE OF ALL WORK PERFORMED, INCLUDING ANY ADDITIONAL WORK THAT MAY HAVE BEEN ADDED ON THE ORIGINAL WORK ORDER. I ACKNOWLEDGE RECEIPT OF A COPY OF THIS INVOICE AND I HAVE REVIEWED THE TERMS AND CONDITIONS LISTED ON THE REVERSE SIDE OF THIS PAGE.

www.sunsetautogroup.com