



U.S. Department of Transportation

National Highway Traffic Safety Administration

DOT Auto Safety Hotline

Vehicle Owner's Questionnaire To Report Vehicle Safety Defects

1-888-DASH-2-DOT (1-888-327-4236)

INTERNET: www.nhtsa.dot.gov/hotline

FOR AGENCY USE ONLY 100148

Date Received

AUG 20 2010

Repository

Reference No.

10339061

OWNER INFORMATION (Type or Print)

Name

Address

City JASPER

State MO

Zip Code

Daytime Telephone Number

E-mail Address

Evening Telephone Number

The information you provide will be used to identify potential safety-related defects. We may share your information with the applicable vehicle manufacturer during an investigation or recall in accordance with the routine uses described in the agency's Privacy Act notice. See 49 FR 53971 (Sep. 3, 2004).

VEHICLE INFORMATION

17 digit Vehicle Identification Number Located at bottom of windshield on driver's side 4YDF3502471

Make KEYSTONE

Model SPRINTER

Model Year 2007

Date Purchased 8-31-07

Dealer's Name and Telephone Number Liberty RV 1-816-415-2267

Engine: No: Cylinders

Fuel Type:

Original Owner

Dealer's City Liberty MO 64068

State MO

Zip Code 64068

Transmission Type

Antilock Brakes

Powertrain

Multiple Failure:

Incident Date(s)

25-MAY-2010

Cruise Control

FAILED COMPONENT(S)/PART(S) INFORMATION

Vehicle Component Code: 161000 STRUCTURE: FRAME AND MEMBERS

Failure Mileage

Failure Speed

ADDITIONAL ITEMS TO BE COMPLETED WHEN REPORTING A TIRE FAILURE

Tire Make

Tire Model (Name or Number)

Tire Size (Example P215/65R15)

DOT No. (Example: DOTM19ABC036)

Original Equipment Prior Repair

Failure Location:

Tire Component Code

Tire Failure Type:

ADDITIONAL ITEMS TO BE COMPLETED WHEN REPORTING A CHILD SEAT FAILURE

Make:

Date Manufactured:

Model No./Name:

Seat Type:

Installation System:

Child Seat Component Code:

Failed Part:

APPLICABLE INCIDENT INFORMATION

(Please describe in detail the incident(s), failure(s), crash(es), and injury(ies).)

Crash Yes No

Fire Yes No

Number of Persons Injured 0

Number of Deaths 0

Reported to Police N

Narrative Description of Incident(S), Crash(es), and Injury(ies).

Please describe (1) events leading up to the failure, (2) failure and its consequences, and (3) what was done to correct the failure; i.e. parts repaired or replaced (and if old part is available).

TL* THE CONTACT OWNS A 2007 KEYSTONE COPPER CANYON RV. THE CONTACT NOTICED THAT THE BOX KING PIN BEGAN TO FRACTURE FROM THE FRAME. THE VEHICLE WAS TAKEN TO THE DEALER WHERE THE FRONT BEAM OF THE FRAME WAS BEING REPLACED. IN ADDITION, THE CONTACT NOTICED THAT THE SIDE GLASS DOORS WOULD NOT CLOSE PROPERLY. THE FAILURE AND CURRENT MILEAGES WERE NOT AVAILABLE.

The front beam was bent up into the front closet. The Box and King Pin was only holding by about 2 inches and almost broke off the 5th wheel which caused the 5th wheel to hit the truck. we were told to have the beam replaced with 4 gage tube. they had 11 gage in it which was not strong enough.

Include, if available: Police/Fire Department Report, Photos, and Repair Invoice.

ATTACH ADDITIONAL SHEETS IF NECESSARY

The Privacy Act of 1974-Public Law 93-579 This information is requested pursuant to authority vested in the National Highway Traffic Safety Act and subsequent amendments. You are under no obligation to respond this questionnaire. Your response may be used to assist the NHTSA in determining whether a Manufacturer should take appropriate action to correct a safety defect. If the NHTSA proceeds with administrative enforcement or litigation against a manufacturer, your response, or a statistical summary thereof, may be used in support of the agency's action.



FW: 269287

Monday, June 7, 2010 1:32 PM

From: [REDACTED]

To: [REDACTED]

13 Files (4164KB)



Pictures of the beams. If it would of come off we could of killed someone or even ourselves. It was not the right gage tube.

From: vnunn@intermountaincoach.com

To: davebi@lci1.com

CC: [REDACTED]

Subject: 269287

Date: Thu, 27 May 2010 14:52:08 -0600

Dave,

Thanks for you time in helping us with this situation we discussed on the phone today. Here are the pictures and info you requested.

Customer : [REDACTED]

D.O.P. 08-31-07

Trailer: 07 Keystone Copper Canyon 4YDF350247-[REDACTED]

The customers are in transit/visiting our area and the trailer is not towable. The front pin box framing is bent and split on both sides at the front framing above the pin box.

It has twisted the pin box and framing front and rear of the pin box. They had a shop weld and repair the framing so the could continue to travel but it split again. The truck they tow with is a 1 ton dodge stock height 2 wheel drive and the hitch and pin box are installed proper. We are hoping you can help with this repair for the customer as a structural warranty. I would also like too know the parts/material information we will need to complete the repair, and how soon we would be able to get the parts here. The pin box is also twisted and cracked at the mounting holes, would we get this from Lippert as well?

Thanks for your help,

Vern Nunn


Service Manager


INTERMOUNTAIN COACH


719-325-0046

Hotmail has tools for the New Busy. Search, chat and e-mail from your inbox. [Learn more.](#)









Jasper, MO



U. S. Department of Transportation
National Highway Traffic Safety Administration
Office of Defects Investigation, NVS-210
1200 New Jersey Avenue S.E.
Washington, D.C.

2007783362

20077-9382

