



U.S. Department of Transportation  
National Highway Traffic Safety Administration

**DOT Auto Safety Hotline**  
**Vehicle Owner's Questionnaire**  
To Report Vehicle Safety Defects  
1-888-DASH-2-DOT  
(1-888-327-4236)  
INTERNET:www.nhtsa.dot.gov/hotline

FOR AGENCY USE ONLY 100148

Date Received  
2007 MAR 22 AM 7:41  
22-FEB-2007

Repository   
Reference No.  
10183235

**OWNER INFORMATION (Type or Print)**

Name [REDACTED]  
Address [REDACTED]  
City NORTHPORT State MI Zip Code [REDACTED]

Daytime Telephone Number [REDACTED] E-mail Address [REDACTED]  
Evening Telephone Number [REDACTED]

Do you authorize NHTSA to provide a copy of this report to the manufacturer of your vehicle?  YES  NO  
In the absence of an authorization, NHTSA WILL NOT provide your name or address to the vehicle manufacturer.  
Signature of Owner [REDACTED] Date 3/6/07

**VEHICLE INFORMATION**

17 digit Vehicle Identification Number Located at bottom of windshield on driver's side  
KNAFE1214 [REDACTED] Make KIA Model SPECTRA Model Year 2006  
Date Purchased 30-NOV-06 Dealer's Name and Telephone Number Williams KIA 231-946-1111 Engine: No: Cylinders 4 Fuel Type: Gas  
Original Owner  Dealer's City 2600 N. US31, Traverse City State MI Zip Code 49684  
Transmission Type  Antilock Brakes Powertrain Vehicle Component Code  
MANUAL  Cruise Control FRONT WHEEL DRIVE 141100 AIR BAGS:FRONTAL:SENSOR/CONTROL MODULE  
Multiple Failure: 1

**FAILED COMPONENT(S)/PART(S) INFORMATION**

Incident Date(s) 30-NOV-2006 Failure Mileage 14 Failure Speed

**ADDITIONAL ITEMS TO BE COMPLETED WHEN REPORTING A TIRE FAILURE**

Tire Make [REDACTED] Tire Model (Name or Number) [REDACTED] Tire Size (Example P215/65R15) [REDACTED]  
DOT No. (Example: DOTM19ABC036)  Original Equipment  Prior Repair Failure Location: [REDACTED]  
Tire Component Code [REDACTED] Tire Failure Type [REDACTED]

**ADDITIONAL ITEMS TO BE COMPLETED WHEN REPORTING A CHILD SEAT FAILURE**

Make: [REDACTED] Date Manufactured: [REDACTED] Model No./Name: [REDACTED]  
Seat Type: [REDACTED] Installation System: [REDACTED]  
Child Seat Component Code: [REDACTED] Failed Part: [REDACTED]

**APPLICABLE INCIDENT INFORMATION**

(Please describe in detail the incident(s), Failure(s), Crash(es), and injury(ies).)

Crash  Yes  No Fire  Yes  No Number of persons injured 0 Number of repairs 0 Reported to police N

**Narrative Description of Incident(S), Crash(es), and Injury(ies).**  
Please describe (1) events leading up to the failure, (2) failure and its consequences, and (3) what was done to correct the failure; i.e. parts repaired or replaced (and if old part is available).

TL\* - THE CONTACT CALLED REGARDING THE 2006 KIA SPECTRA. THE CONTACT STATED THAT THE PASSENGER'S SIDE AIR BAG LIGHT TURNED ON WHEN THERE WAS A PASSENGER IN THE FRONT SEAT. THE FAILURE MILEAGE WAS 14. THIS HAPPENED INTERMITTENTLY. THE DEALER HAD REPROGRAMMED THE COMPUTER, AND CHANGED THE PASSENGER'S FRONT SEAT, WHICH HAD NOT RESOLVED THE PROBLEM. THE MANUFACTURER SENT A REPRESENTATIVE TO EXAMINE THE VEHICLE, AND THE AIR BAG LIGHT TURNED OFF WHILE A PASSENGER WAS IN THE FRONT SEAT. THE CURRENT MILEAGE WAS 1600. \*AK ON

Include, if available: Police/Fire Department Report, Photos, and Repair Invoice. ATTACH ADDITIONAL SHEETS IF NECESSARY

The Privacy Act of 1974-Public Law 93-579 This information is requested pursuant to authority vested in the National Highway Traffic Safety Act and subsequent amendments. You are under no obligation to respond this questionnaire. Your response may be used to assist the NHTSA in determining whether a Manufacturer should take appropriate action to correct a safety defect. If the NHTSA proceeds with administrative enforcement or litigation against a manufacturer, your response, or a statistical summary thereof, may be used in support of the agency's action.

**Narrative Description of Incident(s), Failure(s), Crash(es), and Injury(ies)**

This vehicle is equipped with a passenger seat sensor which shuts the passenger air bags off when the seat is vacant or when a child is seated in the passenger seat. The unit in my vehicle cannot distinguish between a child and an adult woman in the passenger seat. My wife is 5'6 and 135 lbs, and the seat sensor has repeatedly failed to recognize her as an adult. The computer disables the air bag system and the dashboard warning light comes on indicating that the airbags are turned off. The system has failed repeatedly even when tested at the dealer. They even placed weight in my wife's lap while she was seated and the system still failed. I have attached info from the internet that reveals that KIA and Hyundai have had this problem for the last 3 years. I believe this system is flawed by

ATTACH ADDITIONAL SHEETS IF NECESSARY

design and they know it. Even a slight change in a passengers posture can cause it to fail.

DOT  
NATIONAL HIGHWAY  
TRAFFIC SAFETY ADM  
400 7TH ST SW  
WASHINGTON DC 20590

OFFICIAL BUSINESS



NO POSTAGE  
NECESSARY  
IF MAILED  
IN THE  
UNITED STATES

**BUSINESS REPLY MAIL**

FIRST-CLASS MAIL PERMIT NO 1888 WASHINGTON DC

POSTAGE WILL BE PAID BY ADDRESSEE



US DEPARTMENT OF TRANSPORTATION  
NATIONAL HIGHWAY TRAFFIC SAFETY ADMINISTRATION  
OFFICE OF DEFECTS INVESTIGATION, NVS-210  
400 7TH ST SW  
WASHINGTON DC 20077-8214



Think your vehicle  
has a safety defect?



If so:  
Use the enclosed  
form to file a report.

or visit:  
[www.safercar.gov](http://www.safercar.gov)

or call:  
Vehicle Safety Hotline  
888-327-4236

[www.nhtsa.gov](http://www.nhtsa.gov)  
**NHTSA**

Vehicle Owner's Questionnaire (VOQ)  
U.S. Department of Transportation  
National Highway Traffic Safety Administration



## Office of Defects Investigation

# Complaints - Search Results

4 Records Displayed.

Report Date : <b>January 29, 2007 at 01:57 PM</b> SEARCH TYPE : <b>VEHICLE</b> YEAR : <b>2006</b> Make : <b>KIA</b> Model : <b>SPECTRA</b>
--

**Make :** KIA

**Model :** SPECTRA

**Year :** 2006

**Manufacturer :** KIA MOTORS AMERICA, INC.

**Crash :** Yes

**Fire :** No

**Number of Injuries:** 1

**ODI ID Number :** 10158728

**Number of Deaths:** 0

**Date of Failure:** May 25, 2006

**VIN :** KNAFE12186[REDACTED]

**Component:** AIR BAGS

**Summary:**

ON THE AFTERNOON OF THE 25TH DAY OF MAY IN THE YEAR 2006, MY WIFE AND MYSELF WERE DRIVING DOWN I-5 SB TO MAMC FOR HER HOSPITAL APPT. WE WERE THEN INVOLVED IN A MULTI-CAR ACCIDENT OFF NEXT TO THE OFF RAMP OF EXIT 123. WE TRIED TO SLOW DOWN IN TIME BEFORE NOTICING THE JUST WRECKED VEHICLE IN FRONT OF US AND MY ABS IN MY 2006 KIA SPECTRA SX DID NOT ENGAGE, MY TIRES THEN LOCKED UP AND I SKIDDED AND SLID INTO THE STOPPED VEHICLE. WE HIT THEM DOING APPROX. 35-45 MPH AND SMASHED IN THE FRONT OF OUR CAR. AT THAT TIME MY AIRBAGS (BOTH DRIVER AND PASSENGER) DID NOT DEPLOY. THERE HAS BEEN NO CORRECTIVE ACTION FROM THE TIME OF THE ACCIDENT. \*JB

**Make :** KIA

**Model :** SPECTRA

**Year :** 2006

**Manufacturer :** KIA MOTORS AMERICA, INC.

**Crash :** Yes

**Fire :** No

**Number of Injuries:** 0

**ODI ID Number :** 10159154

**Number of Deaths:** 0

**Date of Failure:** May 25, 2006

**VIN :** KNAFE121865...

**Component:** AIR BAGS

**Summary:**

DT\*: THE CONTACT STATED WHILE DRIVING 45 MPH THE VEHICLE REAR ENDED ANOTHER VEHICLE THAT HAD STOPPED WITHOUT WARNING. THIS WAS A FULL FRONT TO REAR INCIDENT. THERE WAS PRE IMPACT BRAKING, THE WHEELS LOCKED UP ON THE VEHICLE CAUSING IT TO SKID INTO THE REAR OF

THE STOPPED VEHICLE. THE AIR BAG DID NOT DEPLOY. SEAT BELTS WERE IN USE AND NO INJURIES WERE SUSTAINED. THERE WAS A POLICE REPORT FILED AT THE SCENE. THE VEHICLE WAS TOWED TO AN INDEPENDENT REPAIR AND IS AWAITING INSPECTION.

**Make :** KIA                      **Model :** SPECTRA                      **Year :** 2006  
**Manufacturer :** KIA MOTORS AMERICA, INC.  
**Crash :** Yes                      **Fire :** No                      **Number of Injuries:** 4  
**ODI ID Number :** 10172493                      **Number of Deaths:** 0  
**Date of Failure:** September 5, 2006  
**VIN :** KNASE121565...  
**Component:** AIR BAGS

**Summary:**

DT\*: THE CONTACT STATED WHILE TRAVELING 60 MPH, THE VEHICLE WAS INVOLVED IN A SIDE IMPACT COLLISION WITH ANOTHER VEHICLE ON NORMAL ROAD CONDITIONS. THE PASSENGER SIDE AIRBAG DID NOT DEPLOY. FOUR OCCUPANTS IN THE VEHICLE SUSTAINED MINOR TO MODERATE SEATBELT INJURIES. ALL THE OCCUPANTS WERE WEARING THEIR SEATBELTS. A POLICE REPORT WAS TAKEN. THERE WERE NO WARNING PRIOR TO THE INCIDENT. THE VEHICLE WAS TOWED TO A STORAGE LOT. THE MANUFACTURER WAS NOTIFIED AND SENT AN INSPECTOR TO INVESTIGATE. THE INSPECTOR DETERMINED THAT A COPY OF THE INVESTIGATION REPORT COULD BE RELEASED.

**Make :** KIA                      **Model :** SPECTRA                      **Year :** 2006  
**Manufacturer :** KIA MOTORS AMERICA, INC.  
**Crash :** Yes                      **Fire :** No                      **Number of Injuries:** 1  
**ODI ID Number :** 10180653                      **Number of Deaths:** 0  
**Date of Failure:** September 21, 2006  
**VIN :** KNAFE121265...  
**Component:** AIR BAGS

**Summary:**

CAR WAS STRUCK ON DRIVER SIDE REAR QUARTER PANEL WHICH RESULTED IN THE VEHICLE BEING SPUN IN FRONT OF THE DUMP TRUCK WHICH MADE THE FIRST IMPACT. CAR WAS STRUCK ON SEVERAL POINTS OF IMPACTS INCLUDING THE DRIVER SIDE DOOR, DRIVER SIDE REAR DOOR, AND FRONT QUARTER PANEL. THE HARDEST IMPACT BEING DIRECTLY ON THE SIDE DOOR, WITH ENOUGH IMPACT TO COMPLETELY PUSH THE DOOR INSIDE OF THE DOOR FRAME OF THE VEHICLE. EMT'S STATEMENT DESCRIBED THIS TO ME WHEN THEY WERE DESCRIBING THEY HAD TO USE THE JAWS OF LIFE TO FREE MY WIFE FROM THE DRIVERS SEAT. NO AIR BAGS DEPLOYED DURING THIS ENTIRE CRASH. THIS VEHICLE IS EQUIPPED WITH 8 AIR BAGS OF WHICH THREE ARE ON SIDE IMPACT SPECIFIC ON EACH SIDE. \*NM

Brian Meard



**HYUNDAI**

# Technical Service Bulletin

Group	BODY ELECTRICAL
Number	06-90-010-1
Date	MAY, 2006
Model	2004-2006 ELANTRA

Subject  
**OCCUPANT CLASSIFICATION SYSTEM (OCS)  
 REPROGRAMMING**

<b>CIRCULATE TO:</b>	<input type="checkbox"/> GENERAL MANAGER	<input checked="" type="checkbox"/> PARTS MANAGER	<input checked="" type="checkbox"/> TECHNICIAN
<input checked="" type="checkbox"/> SERVICE ADVISOR	<input checked="" type="checkbox"/> SERVICE MANAGER	<input checked="" type="checkbox"/> WARRANTY MGR	<input type="checkbox"/> SALES MANAGER

**This bulletin supersedes TSB# 06-90-010 to include an additional step in the repair process involving the placement of a sticker on the customer's Owner's Manual.**

### SERVICE MANAGER:

Please review entire TSB with all Service Advisors, Technicians and Warranty Administrators.

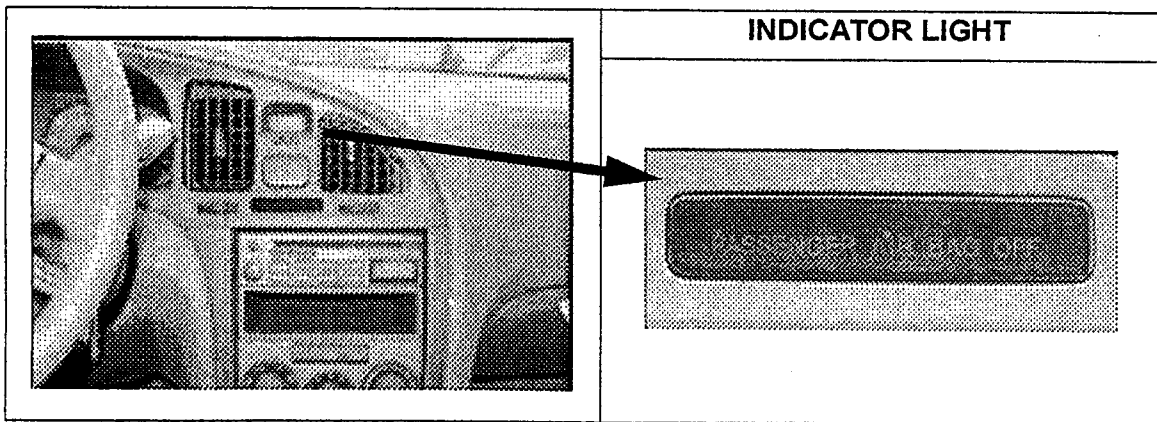
### DESCRIPTION:

*Elantra - Same Model As Kia Spectra*

The Occupant Classification System (OCS) "PASSENGER AIR BAG OFF" indicator light may not turn off or may switch on and off when some smaller stature adults are seated in the right front passenger seat of some 2004, 2005 and 2006 model year Elantra vehicles.

This OCS reprogramming procedure may be performed on an **individual customer complaint basis only**, and only if the "PASSENGER AIR BAG OFF" indicator light remains on or switches on and off when small stature adults are seated in the right front passenger position.

**NOTE: Evaluations must be made with the passenger who experiences this condition. This procedure is not intended for vehicles which have not experienced this condition.**



### **VEHICLES AFFECTED:**

- Model: 2004-2006 ELANTRA vehicles produced beginning June 12, 2003.

### **GENERAL INFORMATION:**

- The OCS is designed to detect when the right front passenger seat is occupied by a child restraint system or a child so the air bag for that seat can be disabled. The OCS is also designed to detect when the right front passenger seat is occupied by an adult of sufficient stature to make potential air bag deployment appropriate.
- When an adult passenger is detected, the passenger air bag, passenger side impact air bag, and passenger seat belt pretensioner circuitry is enabled and the "PASSENGER AIR BAG OFF" indicator light is turned off. If an adult passenger is not detected, or when a child restraint system or child is detected, the passenger air bag, passenger side impact air bag, and passenger seat belt pretensioner circuitry is disabled and the "PASSENGER AIR BAG OFF" indicator light is turned on.
- To be able to properly detect a seated adult passenger, the OCS requires the right front passenger to be properly seated (sitting upright with the seat back in an upright position, centered on the seat cushion, with legs comfortably extended along the seat surface). Since weight and seating position are both used as criteria for evaluating the presence of an occupant, if the OCS senses the seat is occupied by someone of light weight, or the passenger is out of position or is taking their weight off of the seat for a period of time, the system will disable the air bag and illuminate the "PASSENGER AIR BAG OFF" indicator light.
- When a small stature adult passenger is seated in the proper position with the "PASSENGER AIR BAG OFF" indicator light turned off, a momentary illumination of the light may indicate that the system briefly sensed a reduction in weight on the seat, or a change in the weight distribution on the seat because the passenger temporarily changed position.
- The OCS light may also turn on for tall and light weight adults when their feet are pulled to a position on the floor close to the seat cushion, raising their legs off the front of the cushion.

**WARNING: Aftermarket equipment, such as seat covers, must not be used because it can affect OCS system operation.**

**NOTE: The operation of the driver air bag, driver side impact air bag, and driver seat belt pretensioner are not affected by the OCS.**



# HYUNDAI Technical Service Bulletin

Group	BODY ELECTRICAL
Number	06-90-010-1

## INSPECTION PROCEDURE:

1. The customer must contact the dealership regarding the "PASSENGER AIR BAG OFF" indicator light operation.
2. Make an appointment when customer can bring both the car and the passenger who has experienced the "PASSENGER AIR BAG OFF" indicator light condition.
3. The Service Advisor must verify the passenger is sitting correctly, as per the following steps:



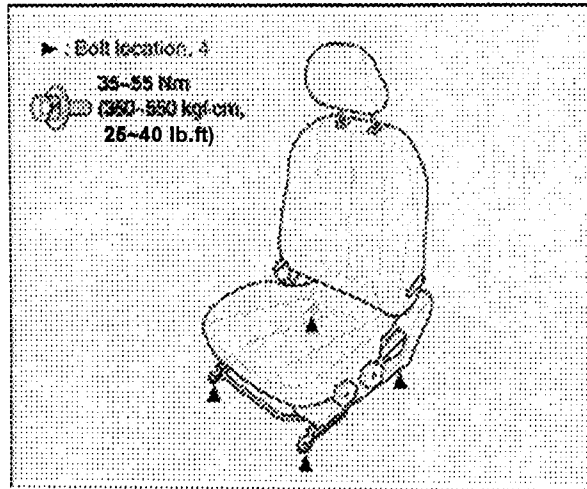
- a. Make sure that the adult passenger at issue is present for the initial confirmation procedure. Ask the passenger to sit in his or her normal position in the right front seat. Turn on the ignition and observe the "PASSENGER AIR BAG OFF" indicator light.
- b. If the "PASSENGER AIR BAG OFF" indicator light does not turn off, or switches on and off when the passenger moves in the seat, please ask the right front passenger to sit upright, not to lean or recline, and to comfortably extend their legs to make sure their legs contact the front portion of the seat cushion.
- c. If sitting in the proper position does not cause the "PASSENGER AIR BAG OFF" light to turn off, and not switch on and off, the OCS may be reprogrammed to help detect the presence of a properly seated small stature adult.
- d. If sitting in the proper position does cause the "PASSENGER AIR BAG OFF" light to turn off, then the vehicle should **NOT** be reprogrammed.

**NOTE: A few seconds delay for the OCS light to turn on or off does not indicate a problem. Temperature changes may slightly affect the seat material and sensing characteristics of the OCS.**


4. If the OCS qualifies to be reprogrammed, perform the following service procedures:

### SERVICE PROCEDURE:

1. Record the radio station presets, and disconnect the vehicle negative battery cable from the battery.
2. Remove the 4 passenger seat mounting bolts.



3. Tilt the passenger seat back.  
Disconnect the connectors under the passenger seat, and release the wire tie clips from the seat pan.



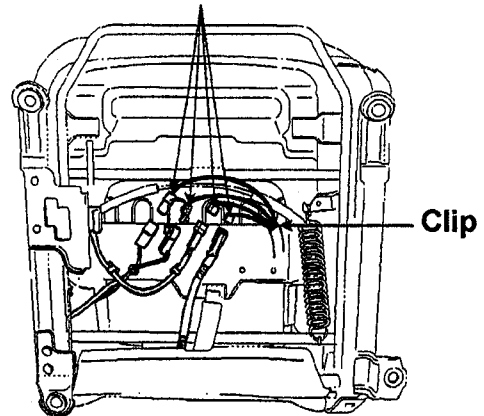


# HYUNDAI Technical Service Bulletin



Group  
BODY ELECTRICAL

Number  
06-90-010-1

Harness connectors



4. Remove the 4 nuts holding the passenger seat cushion assembly to the seat frame.



5. Slightly raise the passenger seat cushion until the seat belt buckle wire harness wire tie can be unclipped from the seat pan.
6. Remove the seat cushion from the vehicle.

**NOTE: Document any pre-existing marks or damage on the cushion in the repair order.**

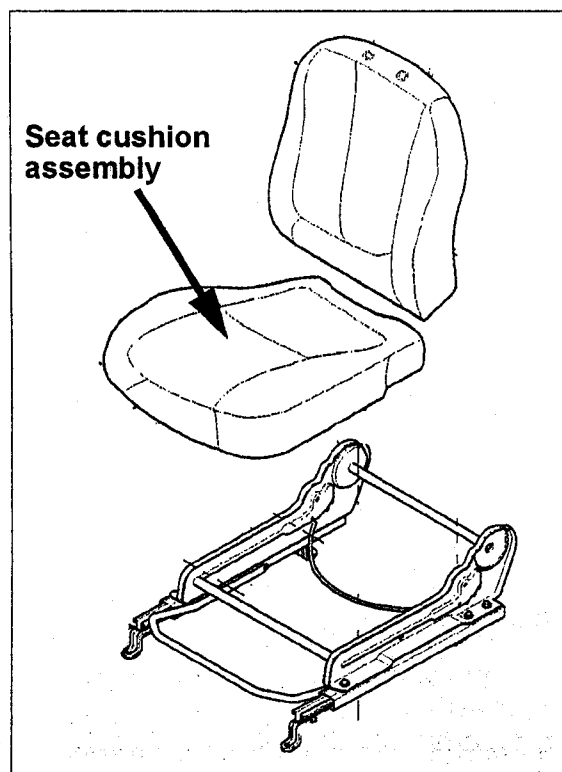
7. Completely wrap the seat cushion in clean plastic or paper. Tape the covering so it cannot come loose during shipping.

**NOTE: Do not send the entire seat. Send only the seat cushion assembly.**

8. Tape an envelope with a copy of the repair order and the dealer shipping account number to the seat cushion assembly wrapping.
9. Select a suitable sturdy box. Place the wrapped cushion into the box with enough packing material to keep it from shifting during transit.
10. Send the seat cushion assembly to the Hyundai Warranty Technical Center (WTC) address listed below via an overnight delivery company, such as UPS.

**Hyundai Warranty Technical Center  
Attention: OCS  
18335 Mount Langley, Unit A  
Fountain Valley, CA 92708**

**NOTE: Do not include any other WTC parts with the OCS shipment.**





# HYUNDAI Technical Service Bulletin

Group

BODY ELECTRICAL

Number

06-90-010-1

11. Fax a copy of the repair order to **(714) 378-5179**. The repair order should include a contact name, phone number, the delivery carrier's name and tracking number.

**NOTE: After the OCS has been reprogrammed, the seat cushion will be returned to your dealership so it may be reinstalled in the customer's vehicle.**

12. When the reprogrammed seat cushion arrives, verify that you have received the correct seat cushion assembly.
13. Reinstall the cushion assembly in reverse order of removal.
14. Reinstall the seat and connect all connectors and wire tie clips.

**Tightening torque for seat mounting bolts:  
35~55 Nm (350-550 kgf.cm, 25~40 lb.ft)**


15. Reconnect the battery cable, reprogram the radio stations, reset the clock, and verify no codes were stored in the SRS module.
16. Also enclosed with the reprogrammed seat cushion will be a sticker entitled "IMPORTANT AIR BAG INFORMATION". When re-delivering the vehicle back to the customer, ask the customer to affix the sticker to the front of the Owner's Manual (or offer to do this for the customer).

Kia Motors America to recall over 70,000 LD Spectra sedans.

COPYRIGHT 2005 Asia Pulse Pty Ltd

WASHINGTON, Sept. 29 (Yonhap) -- Kia Motors America, Kia Motors Corp.'s U. S. distributor, said Thursday it will recall 70,000 LD Spectra compact sedans because of defective parts. The recall, effective from the end of October, affects 2004-2005 LD Spectra models, according to Kia Motors America. The vehicle's faulty air bag system recognizes a child as an adult, and children can suffocate from an adult-sized air bag if an accident occurs, the company said. Kia Motors, South Korea's second-largest carmaker, belongs to Hyundai Motor Group which also has industry leader Hyundai Motor Co. under its wing. Kia Motor America posted sales of 23,820 units in August this year, up 12.7 percent from a year earlier. In the first eight months of the year, Kia's total sales rose 6.8 percent from a year ago to 192,958 units.

(THROUGH ASIA PULSE)



**Cherry Hill Triplex Service Center**  
**Call Toll-Free: 866-285-3333**

[Schedule Service Online](#) | [About Us](#) | [Contact Us](#) | [Hours, Directions and Phone Numbers](#) | [Terms of Use](#) | [Privacy Policy](#)

## Recent Recall Data - Kia

Posted: 01-04-2007

### LD SPECTRA

#### 2005 KIA LD SPECTRA

**Manufactured between:** 12/11/2003 and 04/18/2005

**Defect:** on certain vehicles equipped with an advanced air bag feature, the occupant classification system (ocs) installed in the right front seat of the vehicle may misclassify a child restraint seat (crs) as an adult. this may occur if the crs is installed in the right front seat. if there has not been a 'key on' ' key off' cycle with the right front passenger seat empty prior to installation of the crs.

**Consequence:** the possibility of misclassification of a crs as an adult may allow the right front airbag or side impact airbag to deploy in a crash and could result in injury to the right front occupant.

**Action:** dealers will reprogram the vehicle's ocs electronic control unit (ecu) to remove the feature that may cause the crs to be recognized as an adult. the recall began on october 31, 2005. owners may contact kia at 1-800-333-4542.

**Recall Date:** 09/21/2005

#### 2004 KIA LD SPECTRA

**Manufactured between:** 12/11/2003 and 04/18/2005

**Defect:** on certain vehicles equipped with an advanced air bag feature, the occupant classification system (ocs) installed in the right front seat of the vehicle may misclassify a child restraint seat (crs) as an adult. this may occur if the crs is installed in the right front seat. if there has not been a 'key on' ' key off' cycle with the right front passenger seat empty prior to installation of the crs.

**Consequence:** the possibility of misclassification of a crs as an adult may allow the right front airbag or side impact airbag to deploy in a crash and could result in injury to the right front occupant.

**Action:** dealers will reprogram the vehicle's ocs electronic control unit (ecu) to remove the feature that may cause the crs to be recognized as an adult. the recall began on october 31, 2005. owners may contact kia at 1-800-333-4542.

**Recall Date:** 09/21/2005

### RIO

#### 2005 KIA RIO

**Manufactured between:** 06/22/2002 and 06/11/2005

**Defect:** certain passenger vehicles fail to conform to the requirements of federal motor vehicle safety standard no. 22, 'restraint anchorage systems.' certain child restraint anchors will not fully latch onto the lower latch anchors located behind the rear seat back and rear seat cushion because of interference between the child seat anchors and a metal wire located behind the rear seat back. until the recall repair is completed, follow the instructions provided by your child seats manufacturer to properly install the child seat with your vehicle's rear safety belts rather than using the latch system.

**Consequence:** in the event of a vehicle crash, if the child seat is not properly installed, personal injury or death could occur.

**Action:** dealers will replace the lower anchors free of charge. the recall is expected to begin during january 2006. owners may contact kia at 1-800-333-4542.

**Recall Date:** 12/12/2005

#### 2004 KIA RIO

**Manufactured between:** 06/22/2002 and 06/11/2005

**Defect:** certain passenger vehicles fail to conform to the requirements of federal motor vehicle safety standard no. 22, 'restraint anchorage systems.' certain child restraint anchors will not fully latch onto the lower latch anchors located behind the rear seat back and rear seat cushion because of interference between the child seat anchors and a metal wire located behind the rear seat back. until the recall repair is completed, follow the instructions provided by your child seats manufacturer to properly install the child seat with your vehicle's rear safety belts rather than using the latch system.

  
**Office of Defects Investigation****Technical Service Bulletins - Search Results**

Report Date : **January 29, 2007 at 02:07 PM**  
SEARCH TYPE : **VEHICLE**  
YEAR : **2005**  
Make : **KIA**  
Model : **SPECTRA**

**Make : KIA****Model : SPECTRA****Year : 2005****Manufacturer : KIA MOTORS AMERICA, INC.****Service Bulletin Num : 055****Date of Bulletin: MAR 01, 2006****NHTSA Item Number: 10017975****Component: AIR BAGS:SIDE/WINDOW****Summary:**

AIRBAG CONTROL UNIT (ACU) LOGIC REPROGRAMMING. KIA IS CHANGING THE ACU LOGIC TO PERMIT SIDE CURTAIN AIRBAG DEPLOYMENT AT ALL TIMES. \*TT

CBS NEWS

[BACK](#) [PRINT](#)

## Kia Recalling 70,000 Sedans

WASHINGTON, Sept. 29, 2005

(AP) Kia Motors America Inc. said Thursday it was recalling more than 70,000 LD Spectra sedans because the computer operating the air bag system could confuse a child seat for an adult in the front passenger seat.

The recall, which will begin in late October, involves vehicles from the 2004-2005 model years.

Kia said the recall involved identical circumstances to a recall of the 2004-2005 Hyundai Elantra announced two weeks ago. Kia spokesman Ian Beavis said it was a "precautionary measure because the Spectra shares the same platform with the Hyundai Elantra."

Kia said it was possible the air bag system could misclassify a child seat in the front passenger seat as an adult passenger. It could only happen if a child seat was installed after an adult had been in the passenger seat and then the ignition was turned off.

Under that scenario, when the vehicle was turned back on, the system's memory would misinterpret the child seat as an adult passenger. That could lead to the deployment of the front air bag and side-impact air bag in a crash.


The air bags normally would not deploy if the system properly identified a child restraint seat because the impact of the bags could injure a child.

The government recommends that all children under 13 sit in the rear seats with seat belts fastened.

There have been no crashes or injuries connected to the issue, Kia said.

© MMV The Associated Press. All Rights Reserved. This material may not be published, broadcast, rewritten, or redistributed.

[Feedback](#) [Terms of Service](#) [Privacy Statement](#)



FREE PRICE QUOTE	NEW CAR PRICES	USED CARS	TRADE-IN VALUES	FIND A DEALER
------------------	----------------	-----------	-----------------	---------------

[Financing](#) [Insurance Quotes](#) [Vehicle History](#) [Sell Your Car](#) [Payment Calculator](#)

[Home](#) >> [Recalls and Technical Service Bulletins](#) >> [Vehicle Recalls](#) >> [Kia](#) >> [Recall of the 2004-2005 Kia Spectra](#)

**REGISTER NOW**  
FOR EXCLUSIVE ACCESS

- Main Menu
- Search
- What's New
- Login and Registration
- Forums
- Chat

- Home
- Car Reviews
- Car Shopping
- Crash Tests
- FAQs
- Features
- Glossary
- Maintenance
- Q and A
- Racing
- Recalls
- Safety
- Travel

- New Car Prices
- Free Price Quotes
- Dealership Locator
- Financing Deals
- Payment Calculator
- Rebates and Incentives
- Trade-in Values
- Used Car Pricing
- Sell A Car
- Insurance Quotes

- Media Kit
- Contact Us

- Online Store
- CD's
- Accessories
- My Cart

## Recall of the 2004-2005 Kia Spectra

**Make / Models / Years:** KIA / LD SPECTRA / 2004-2005  
**Manufacturer :** KIA MOTORS AMERICA, INC.  
**KIA RECALL NO:** SC-053.  
**NHTSA CAMPAIGN ID Number :** 05V431000  
**Mfg's Report Date :** SEP 20, 2005  
**Component:** AIR BAGS  
**Potential Number Of Units Affected :** 73641

**Summary:** ON CERTAIN VEHICLES EQUIPPED WITH AN ADVANCED AIR BAG FEATURE, THE OCCUPANT CLASSIFICATION SYSTEM (OCS) INSTALLED IN THE RIGHT FRONT SEAT OF THE VEHICLE MAY MISCLASSIFY A CHILD RESTRAINT SEAT (CRS) AS AN ADULT. THIS MAY OCCUR IF THE CRS IS INSTALLED AFTER AN ADULT HAS BEEN SEATED IN THE RIGHT FRONT SEAT. IF THERE HAS NOT BEEN A 'KEY ON' 'KEY OFF' CYCLE WITH THE RIGHT FRONT PASSENGER SEAT EMPTY PRIOR TO INSTALLATION OF THE CRS.

**Consequence:** THE POSSIBILITY OF MISCLASSIFICATION OF A CRS AS AN ADULT MAY ALLOW THE RIGHT FRONT AIRBAG OR SIDE IMPACT AIRBAG TO DEPLOY IN A CRASH AND COULD RESULT IN INJURY TO THE RIGHT FRONT OCCUPANT.

**Remedy:** DEALERS WILL REPROGRAM THE VEHICLE'S OCS ELECTRONIC CONTROL UNIT (ECU) TO REMOVE THE FEATURE THAT MAY CAUSE THE CRS TO BE RECOGNIZED AS AN ADULT. THE RECALL IS EXPECTED TO BEGIN DURING LATE OCTOBER 2005. OWNERS SHOULD CONTACT KIA AT 1-800-333-4542.

**Notes:** CUSTOMERS CAN ALSO CONTACT THE NATIONAL HIGHWAY TRAFFIC SAFETY ADMINISTRATION'S VEHICLE SAFETY HOTLINE AT 1-888-327-4236 (TTY 1-800-424-9153), OR GO TO WWW.SAFERCAR.GOV.

(comments)

Submit a comment here.



KIA MOTORS

# Technical Service Bulletin

*Kia owners*  
*Service Information*  
Model Spectra [LD]

Group Restraints(81)

Number KT2005062701

Date Tuesday, March 01, 2005

Area N. America

*go into*  
*TSB's*  
*Tech Times*

Subject

**Spectra Occupant Classification System (OCS) (Body - 028)**

## - Description

Advanced Air Bag Occupant Classification Systems (OCS) have become more common on Kia vehicles sold in the United States. Since OCS was first introduced on the 2004 LD Spectra, some customers may be unfamiliar with how the OCS operates. This Technical Service Bulletin provides OCS background and technical information to Kia retailers so they are better prepared to discuss OCS.

The 2004 LD Spectra with the Occupant Classification System (advanced air bags) is the first Kia vehicle available that meets the advanced air bag requirements of Federal Motor Vehicle Safety Standard (FMVSS) 208. The Federal Standard is intended to reduce the risk of serious air bag induced injuries, particularly for small adults and young children. The OCS complies with FMVSS 208 by detecting the presence of a passenger in the front passenger seat and automatically turning OFF the right side air bags for lightweight or out-of-position occupants.



## - Effective Vehicle Information

2004 LD Spectra with the Occupant Classification System

## - Service Procedure

### GENERAL INFORMATION:

- The OCS is designed to detect the presence of a properly seated occupant (sitting upright with the seat in an upright position, centered on the seat cushion, with legs comfortably extended) and determine if the passenger's air bags and seat belt pretensioners should be enabled or not.
- The New Spectra OCS is a pattern and weight recognition sensor. The sensor not only estimates the weight, but also monitors the number of activated cells, makes calculations (based on size and location) and determines if the front passenger air bags should be enabled or not.
- The OCS force sensor resistor (FSR) cells are located in the front passenger seat. The FSR's resistance values decrease with increasing activated cells. When a predetermined number of these cells have been detected, the Passenger Air bag (PAB) [including the Passenger Side Air Bag (PSAB) and Passenger Side Seat Belt Pretensioner (PSBT)] circuitry is activated and the "PASSENGER AIR BAG OFF" lamp is turned off.
- It is important to note that weight alone cannot be used as criterion for evaluating the functionality of the OCS. If the OCS senses the seat is occupied by someone of lightweight or the passenger is out-of-position the system will illuminate the "PASSENGER AIR BAG OFF" lamp.
- When a passenger of appropriate size is seated in the proper position, the indicator lamp will turn off. A momentary illumination of the lamp with a passenger in the right front seat may indicate the system briefly sensed less weight in the seat than the specification, or the passenger was temporarily out-of-position, and does not necessarily indicate a malfunction of the system.
- For small stature adults, the passenger sensing system may turn off the passenger's air bags, depending on the person's seating posture and body build. If this happens, turn the vehicle off, place the seat back in the full upright position; sit upright in the seat, centered on the seat cushion, with legs comfortably extended. Restart the vehicle and have the person remain in this position for about 30 seconds. This will allow the system to detect the person and enable the passenger's air bags.
- The OCS lamp may illuminate for tall and lightweight adults when their legs are pulled close to the cushion. The person should sit upright, not leaning or reclining and comfortably extending their legs to make contact with the seat cushion.

- There may be a few seconds delay for the OCS light to turn on or off.
- Temperature may slightly affect the seat material and sensing characteristics of the OCS.
- Aftermarket equipment, such as seat covers, must NOT be used because it can affect how the OCS system operates.

## - Service Tip

### **⚠ WARNING**

- **Even if a vehicle is equipped with an OCS, do not install a child restraint system in the front passenger seat. The rear seat is the safest place for children. Infant and child restraints must be properly installed in the rear seat according to their manufacturers' instructions to provide a safe ride for infants or small children.**
- **Always wear seat belts when driving or riding in a motor vehicle.**
- **The OCS does not affect the operations of driver's air bag and the driver's side impact air bag.**
- **Refer to the specific cautions, warnings and additional information about the operation of the vehicle's Occupant Classification System (OCS) in the Owner's Manual.**

# 2004-2006 Elantra Airbag Reprogramming Guide

Applicable Models	Requirement	Description	Explanation
<p>ONLY 2004 and 2005 Elantras produced through December 21, 2004</p>	<p><b>MUST</b></p>	<p><u>Campaign 919 - Airbag Control Unit Reprogramming</u> (TSB# 05-01-002)</p> <p><b>MUST Perform on ALL 2004 and 2005 Elantras produced through December 21, 2004.</b></p>	<p>To ensure proper airbag deployment in the 40 mph/40 percent offset frontal barrier crash test conducted by the Insurance Institute for Highway Safety (IIHS).</p> <p><b>NOTE:</b> This program does <b>NOT</b> affect the Occupant Classification System (OCS).</p>
<p>ONLY 2004 and 2005 Elantra vehicles produced through September 9, 2005</p>	<p><b>MUST</b></p>	<p><u>Campaign 073 - Occupant Classification System (OCS) Smart Buffer Feature Removal Reprogramming</u> (TSB# 05-01-010)</p> <p><b>MUST Perform on ALL 2004 and 2005 Elantras produced through September 9, 2005.</b></p>	<p>The OCS installed in the right front seat of a 2004 or 2005 Elantra may misclassify a <b>Child Restraint Seat (CRS)</b> as an adult. This may occur if the CRS is installed after an adult has been seated in the right passenger seat front, if there has not been a key ON – Key OFF cycle with the right front passenger seat empty prior to installation of the CRS.</p> <p>This campaign reprograms the vehicle's OCS Electronic Control Unit (ECU) to remove the feature that may cause the CRS to be recognized as an adult.</p> <p><b>NOTE:</b> Campaign 073 does <b>NOT</b> affect the OCS ability to recognize a small stature adult.</p>
<p>2004, 2005, and 2006 Elantras</p>	<p><b>NOT Recommended for Most Vehicles</b></p>	<p><u>Technical Service Bulletin 05-90-003, Not a Campaign</u></p> <p>Technical Service Bulletin 05-90-003 (and revisions), Occupant Classification System (OCS) Reprogramming</p>	<p>The OCS "<b>PASSENGER AIR BAG OFF</b>" indicator light may not turn off or may switch on and off when some smaller stature adults are seated in the right front passenger seat of some 2004, 2005, or 2006 Elantra vehicles.</p> <p>This OCS reprogramming procedure may be performed on an <b>individual customer complaint basis only</b> and <b>ONLY</b> if the "<b>PASSENGER AIR BAG OFF</b>" indicator light remains on or switches on and off when small stature adults are seated in the right front passenger position.</p> <p><b>NOTE:</b> Only this <b>Technical Service Bulletin 05-90-003</b> (and revisions) procedure is the subject of a pending class action lawsuit settlement. The other campaign procedures are unrelated.</p>

*Means Not Automatically Warranty*

**\*READ\***

Read!

Class Action Settlement - OCS Mailing

MES

ALL

Dept: Service

Post Date: 7/5/2006

- ⊗ Class Actor
- ⊗ New Multi-F
- ⊗ Q3 Service
- ⊗ Hyundai Im
- ⊗ 2004-2006

Hyundai Motor Company and Hyundai Motor America have entered into a nationwide class action settlement regarding the Occupant Classification System ("OCS") in 2004MY through 2006MY Elantra vehicles. As part of the settlement, HMA will send approximately 250,000 mailers to customers who may be affected by this class action lawsuit on Friday, July 7, 2006. These mailers provide an overview of the Elantra's OCS.

As a result, you will likely be visited by customers who have never experienced any performance problem with the Elantra OCS, but who have heard about the OCS settlement, or are curious about the OCS Mailer. This is a reminder that the reprogramming described in TSB no. 06-90-010-1 is NOT RECOMMENDED for most vehicles. In fact, less than one half of one percent of Elantra owners have reported that the factory OCS calibration has an issue with correctly recognizing certain adult passengers. The reprogramming is not an upgrade or an enhancement. The reprogramming is only intended to improve the capability of the OCS to recognize a small segment of adult seated passengers. It may, however, reduce the ability of the OCS to recognize the presence of a small child seated in the front seat and thereby reduce the overall margin for safety of child occupants. TSB no. 06-90-010-1 requires that customers with questions about the performance of the OCS first be evaluated for proper seating position. Only after a thorough evaluation indicates that a performance issue exists can reprogramming be performed. Note, also, that the evaluation and inspection process, even without reprogramming, is reimbursable under a separate op code. Please refer to TSB no. 06-90-010-1.

NOTE: Also that the procedure described in TSB no. 06-90-010-1 is separate and independent from campaigns 919 and 073, which also pertain to the airbag system in certain Elantra vehicles.

Finally, if you have any customers who continue to experience issues with their Elantra's OCS even following the reprogramming procedure described in TSB no 06-90-010-1; please refer those customers to the HMA Customer Assistance Center at 1-800-633-5151.

If you have any questions regarding this matter, please do not hesitate to contact your DPSM.

\* We will not be sending any seats out without following all the above steps 1st!  
Thanks

See Attached

© Copyright HYUNDAI MOTOR AMERICA 1998-2006. All rights reserved.

**KIA MOTORS**

## Campaign

Model Spectra [LD]

Group Restraints(81)

Number KT2005102802

Date Saturday, October 01, 2005

Area N. America


**Subject****Safety Campaign: 2004-2005 Spectra Passenger Seat  
OCS Reflash (SC053)****- Description**

This bulletin provides information relating to possible improper OCS classification of a child restraint seat. On some 2004 and 2005 Spectra models produced between 12/11/03 and 4/18/05, the tell tale lamp on the center fascia panel may turn off (PASSENGER AIR BAG ENABLED) when the passenger seat is occupied by a child restraint seat.

In certain frontal collisions, it is possible that the passenger air bag may deploy even if the front seat is occupied by a child in a child restraint seat. The driver will be aware if the front passenger air bag is enabled by the passenger side telltale light, which will NOT illuminate with the "PASSENGER AIR BAG OFF" indication.

This bulletin provides information on how to update the Spectra OCS electronic control module located in the front passenger seat cushion.

**Note:** ONLY vehicles within the affected production date should be reflashed.



**- Vehicles Affected**

2004-2005MY Spectra vehicles with production dates from 12/11/03 through 4/18/05.

**- Parts Information**

Description	P/N
SC053 Campaign Completion Label	UC053 SC053

Extra SC053 Campaign Completion Labels are available at no cost through your regional PDC.

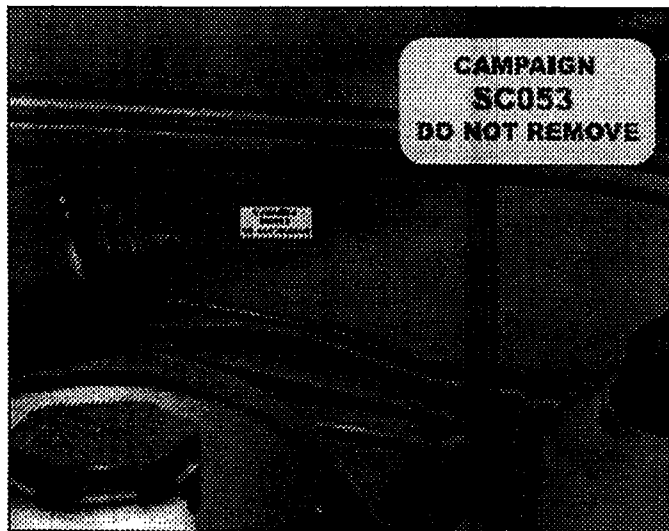
**Note:** OC-Reprogramming Tool was sent to dealership free of charge. If lost, replacements can be purchased by calling 1-866-542-8665 and ordering P/N K05U-OCS-R. Replacement cost is \$300.00 and will be billed to your parts account.

If your OC-Reprogramming Tool is not working properly, call 1-800-225-5542 and ask for Mark Houkal or Lonnie Simmons for warranty replacement issues.

**- Service Procedure**


1. Open hood and check for SC053 Campaign Completion Label on the bulkhead above the brake booster.
  - If label exists, Campaign SC053 has been completed - NO FURTHER ACTION IS REQUIRED.
  - If Campaign SC053 label DOES NOT EXIST, perform the Reflash Procedure.

**Note:** Campaign completion must be verified on the Warranty Coverage Validation screen, prior to performing repairs (KSS Main Menu - Option 3).

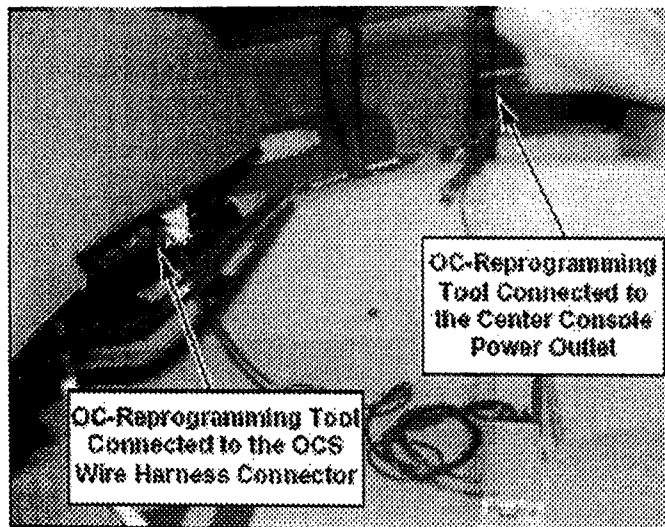


#### **REFLASH PROCEDURE:**

1. Slide the right front seat to the full rearward position.
2. Look under the front of the right front seat to access the OCS wire harness connector.




3. Unplug the OCS wire harness connector and connect the OC-Reprogramming Tool. Connect the OC-Reprogramming Tool to the center console power outlet.



**Note:** Turn the ignition key to the ACC position. DO NOT turn the key to the on position as it will set a stored DTC in the airbag system. Both GREEN and RED LED's will light up after 1~3 seconds. If the LED's do not power-up, check the power outlet for proper operation.


The same OC-Reprogramming Tool is used for the Sorento and the Spectra. After pressing the start button the tool will communicate with OCS computer, determine which vehicle it is and perform the proper reflash.

4. You are now ready to reflash the seat control module. Push the reflash start button on the tool to initiate the communication and reflashing with the tool.




5. The GREEN and RED LED lights will toggle back and fourth approximately 60 times during the reprogramming.

- a. After a successful reprogram the GREEN LED will flash 3 quick blinks followed by a steady GREEN light.
  - b. If the RED LED flashes 3 quick blinks followed by a steady RED light the programming was unsuccessful:
- Check the cable connections to the power supply and OCS seat connector.
  - Verify the proper production date on the vehicle.




**Note:** ONLY vehicles within the affected production date should be reflashed.

6. After completion of reprogramming, turn the ignition key to the off position, disconnect the OC Reprogramming Tool electrical connection at the power supply and OCS seat connector. Connect the OCS wire harness to the OCS connector under the right front passenger seat.
7. Perform a functional check of the OCS system:
  - a. Turn the ignition switch off for 5 seconds.
  - b. Turn the ignition switch ON, monitor the tell-tale lamp on the center facia panel. The "PASSENGER AIR BAG OFF" should light up initially, and then turn OFF and back ON.
  - c. Sit in the front passenger seat. If you weigh at least 105 lbs, the light should then go OFF.
  - d. Verify that the airbag/SRS warning lamp is off after initial bulb check.



8. Attach the SC053 Campaign Completion Label on the on the bulkhead above the brake booster.



**WARRANTY CLAIM INFORMATION:**

Claim Type	Causal P/N	Qty.	Cond. Code	Cause Code	Repair Description	Labor OP Code	Time	Related Parts	Qty.
R	66202 2F700279	0	H94	C23	Reprogram OCS Seat Control Module	051062R0	0.2	N/A	0

To improve customer satisfaction always remember to refer to the Warranty Coverage Validations Inquiry Screen (Select 3) on your Kia Standard System (KSS) Dealer Main Menu for a list of any additional campaigns that may need to be performed on the vehicle before returning it to the customer.

THE ATTACHMENTS TO THIS DOCUMENT HAVE BEEN REMOVED TO PROTECT UNWARRANTED INVASION OF PERSONAL PRIVACY PURSUANT TO EXEMPTION 6 OF THE FREEDOM OF INFORMATION ACT (FOIA), 5 U.S.C. 552(b)(6).