



U.S. Department of Transportation
National Highway Traffic Safety Administration

DOT Auto Safety Hotline
Vehicle Owner's Questionnaire
To Report Vehicle Safety Defects
1-888-DASH-2-DOT
(1-888-327-4236)
INTERNET: www.nhtsa.dot.gov/hotline

FOR AGENCY USE ONLY 100148

Date Received

Repository

21-JUL-2006

Reference No.
10163047

OWNER INFORMATION (Type or Print)

Name [REDACTED]
Address [REDACTED]
City EL PASO State TX Zip Code [REDACTED]

Daytime Telephone Number [REDACTED]

E-mail Address

Evening Telephone Number

Do you authorize NHTSA to provide a copy of this report to the manufacturer of your vehicle? YES NO
In the absence of an authorization, NHTSA WILL NOT provide your name or address to the vehicle manufacturer.

Signature of Owner _____ Date ____/____/____

VEHICLE INFORMATION

17 digit Vehicle Identification Number Located at bottom of windshield on driver's side: 1B4GP54L6 [REDACTED]
Make: DODGE Model: GRAND CARAVAN Model Year: 1997
Date Purchased: _____ Dealer's Name and Telephone Number: Dick Poe Chrysler Plymouth Toyota
Original Owner: Dealer's City: EL PASO State: TX Zip Code: 79925 Engine: 6 No: Cylinders: 6 Fuel Type: Gas
Transmission Type: AUTOMATIC Antilock Brakes Cruise Control Powertrain: Front wheel
Vehicle Component Code: 060000 ENGINE AND ENGINE COOLING
Multiple Failure: 1

FAILED COMPONENT(S)/PART(S) INFORMATION

Incident Date(s): 20-JUL-2006 Failure Mileage: 135995 Failure Speed: 30

ADDITIONAL ITEMS TO BE COMPLETED WHEN REPORTING A TIRE FAILURE

Tire Make: _____ Tire Model (Name or Number): _____ Tire Size (Example P215/65R15): _____
DOT No. (Example: DOTM19ABC036): _____ Original Equipment Prior Repair Failure Location: _____
Tire Component Code: _____ Tire Failure Type: _____

ADDITIONAL ITEMS TO BE COMPLETED WHEN REPORTING A CHILD SEAT FAILURE

Make: _____ Date Manufactured: _____ Model No./Name: _____
Seat Type: _____ Installation System: _____
Child Seat Component Code: _____ Failed Part: _____

APPLICABLE INCIDENT INFORMATION

(Please describe in detail the incident(s), Failure(s), Crash(es), and injury(ies).)

Crash Yes No Fire Yes No Number of Persons Injured: _____ Number of Deaths: _____ Reported to Police: N

Narrative Description of Incident(S), Crash(es), and Injury(ies).
Please describe (1) events leading up to the failure, (2) failure and its consequences, and (3) what was done to correct the failure; i.e, parts repaired or replaced (and if old part is available).

DT*: THE CONTACT STATED THAT WHILE DRIVING AT 30 MPH, THE VEHICLE RPM'S DROPPED TO ZERO, THE VEHICLE JERKED, AND THE ENGINE STALLED COMPLETELY. THE CONTACT COASTED THE VEHICLE TO THE SIDE OF THE ROAD, AND WAS ABLE TO RESTART THE VEHICLE AFTER 10 MINUTES. THE VEHICLE HAS NOT BEEN TAKEN IN FOR INSPECTION.

Include, if available: Police/Fire Department Report, Photos, and Repair Invoice.

ATTACH ADDITIONAL SHEETS IF NECESSARY

The Privacy Act of 1974-Public Law 93-579 This information is requested pursuant to authority vested in the National Highway Traffic Safety Act and subsequent amendments. You are under no obligation to respond this questionnaire. Your response may be used to assist the NHTSA in determining whether a Manufacturer should take appropriate action to correct a safety defect. If the NHTSA proceeds with administrative enforcement or litigation against a manufacturer, your response, or a statistical summary thereof, may be used in support of the agency's action.

Narrative Description of Incident(s), Failure(s), Crash(es), and Injury(ies)

7-29-06 This vehicle engine stalls in the street whether moving or stopped for traffic lights. The rpm's go to zero and it stalls at any speed it will hesitate or jerk before losing power, this happen while on the busy freeway on the date indicated. The gas pedal was pushed to the floor and there was no response, I shifted to neutral and finally after a few minutes it started up. on our return home it stalled out again and we coasted over and let it sit from 3 to 5 min and it restarted in park.

ATTACH ADDITIONAL SHEETS IF NECESSARY

U.S. Department of Transportation

National Highway Traffic Safety Administration

400 Seventh St., S.W.
Washington, D.C. 20590

Official Business
Penalty for Private Use \$300




NO POSTAGE
NECESSARY
IF MAILED
IN THE
UNITED STATES

BUSINESS REPLY MAIL

FIRST CLASS PERMIT NO 73173 WASHINGTON, D.C.

POSTAGE WILL BE PAID BY NATL. HWY. TRAFFIC SAFETY ADMIN.

U.S. Department of Transportation
National Highway Traffic Safety Administration
Office of Defects Investigation, NVS-210
400 7th Street, SW
Washington, DC 20590



Think your vehicle has a safety defect?



If so:

Use the enclosed form to file a report.

or visit:

www.safercar.gov

or call:

Vehicle Safety Hotline

888-327-4236



Vehicle Owner's Questionnaire (VOQ)
U.S. Department of Transportation
National Highway Traffic Safety Administration





U.S. Department of Transportation
National Highway Traffic Safety Administration

Vehicle Owner's Questionnaire

TO REPORT VEHICLE SAFETY DEFECTS

888-327-4236

www.safercar.gov

FOR AGENCY USE ONLY	
Date Received	Repository <input type="checkbox"/>
Reference No.	

OWNER INFORMATION (Type or Print)

Name	[REDACTED]			Daytime Telephone Number	[REDACTED]
Street No.	[REDACTED]	Apt. No.	[REDACTED]	E-mail	[REDACTED]
City	EL PASO	State	TX	Zip Code	[REDACTED]

Do you authorize NHTSA to provide a copy of this report to the manufacturer of your vehicle? YES NO
 In the absence of authorization, NHTSA will provide a copy of this report to the vehicle manufacturer only during a defect investigation or when you make a complaint about recall performance on your vehicle.

Signature of Owner _____ Date 7/29/06

17 digit Vehicle Identification number located at bottom of windshield on driver's side		Make	Model	Year	Current Mileage
1B4GAP54L6V [REDACTED]		DODGE	GrandCaravan	1997	
Date Purchased	Dealer's Name and Telephone Number		Engine:	Fuel Type:	
	Dick Poe Chrysler Plymouth Toyota (915) 778-9811			<input type="checkbox"/> Diesel <input type="checkbox"/> Hybrid	
<input type="checkbox"/> Original Owner	Dealer's City	State	Zip Code	No. Cylinders	<input checked="" type="checkbox"/> Gas <input type="checkbox"/> Other
	EL PASO	TX	79925	6	
Transmission Type	Powertrain		Rear-Wheel Drive		
<input checked="" type="checkbox"/> Automatic	<input checked="" type="checkbox"/> Antilock Brakes <input checked="" type="checkbox"/> Cruise Control		<input type="checkbox"/> Four-Wheel Drive		
	<input type="checkbox"/> Manual		<input checked="" type="checkbox"/> Front-Wheel Drive		

FAILED COMPONENT(S)/PART(S) INFORMATION

Component Name	Incident Date(s)	Failure Mileage	Failure Speed	Failure Location
	7-20-2006 7-29-2006	135995 136000	30m 65m	<input type="checkbox"/> Driver <input type="checkbox"/> Passenger <input type="checkbox"/> Front <input type="checkbox"/> Rear

ADDITIONAL ITEMS TO BE COMPLETED WHEN REPORTING A TIRE FAILURE

Tire Make/Brand	Tire Model/Line	Tire Name	Tire Size (Example: P215/65R1105)
Failed Structure		DOT No. (Example: DOT MAL9ABC036 on sidewall)	
<input type="checkbox"/> Tread <input type="checkbox"/> Sidewall <input type="checkbox"/> Bead		<input type="checkbox"/> Original Equipment <input type="checkbox"/> Prior Repair	
Failure Type:			
<input type="checkbox"/> Blowout <input type="checkbox"/> Blister <input type="checkbox"/> Crack <input type="checkbox"/> Torn <input type="checkbox"/> Tread Separation <input type="checkbox"/> Road Hazard <input type="checkbox"/> Out of Round			

ADDITIONAL ITEMS TO BE COMPLETED WHEN REPORTING A CHILD SEAT FAILURE

Make	Date Manufactured	Model Number and Name
Seat Type		Installed in Vehicle using the:
<input type="checkbox"/> Infant <input type="checkbox"/> Booster <input type="checkbox"/> Integrated <input type="checkbox"/> Convertible <input type="checkbox"/> Other		<input type="checkbox"/> Vehicle safety belt <input type="checkbox"/> LATCH system* <small>*Vehicle info required</small>
Failed Part. Describe Failure Below		
<input type="checkbox"/> Base <input type="checkbox"/> Harness/Buckle <input type="checkbox"/> LATCH Connector <input type="checkbox"/> Shell <input type="checkbox"/> Handle <input type="checkbox"/> Other		

APPLICABLE INCIDENT INFORMATION

(Please describe in detail the Incident(s), Failure(s), Crash(es), and Injury(ies).)

Crash	Fire	Number of Persons Injured	Number of Deaths	Police Report No.
<input type="checkbox"/> Yes <input checked="" type="checkbox"/> No	<input type="checkbox"/> Yes <input checked="" type="checkbox"/> No	NONE	NONE	N/A

Narrative Description of Incident(s), Failure(s), Crash(es), and Injury(ies).

Mechanical failures of my 1997 Dodge Grand Caravan VIN #1B4GAP54L6VB 246989. This vehicle engine stalls at any speed, the engine stalls whether moving or stopped for traffic lights, The RPM's go to zero the engine will start to hesitate or jerk before losing power and completely stalling, this will even occur during high speeds of 70 mph it will jerk or hesitate and there is no response

Continue on back.

The Privacy Act of 1974 - Public Law 93-579 This information is requested pursuant to a49 U.S.C. Chapter 301. You are under no obligation to respond to this questionnaire. Your response may be used to assist NHTSA in determining whether a manufacturer should take appropriate action to correct a safety defect. If NHTSA proceeds with administration enforcement or litigation against a manufacturer, your response, or a statistical summary thereof, may be used in support of the agency's action.

Mail postage free or fax to 202-366-7882

Narrative Description of Incident(s), Failure(s), Crash(es), and Injury(ies)

if the gas pedal is pushed to the floor, sometimes the engine will continue to run for a few seconds and then stall. you can shift into neutral and sometimes it will restart, I have to allow the van to sit for 3 to 5 min in park then you can restart engine, several attempts have been made to repair the van. Both the outside auto repair and Dealership but they have not located the problem we are sending copies of expense of trying to solve this issue, but it is only getting worse and on 7-28-06

ATTACH ADDITIONAL SHEETS IF NECESSARY

U.S. Department of Transportation

National Highway Traffic Safety Administration

400 Seventh St., S.W.
Washington, D.C. 20590

Official Business
Penalty for Private Use \$300




NO POSTAGE
NECESSARY
IF MAILED
IN THE
UNITED STATES

BUSINESS REPLY MAIL


FIRST CLASS PERMIT NO 73173 WASHINGTON, D.C.

POSTAGE WILL BE PAID BY NATL. HWY. TRAFFIC SAFETY ADMIN.

U.S. Department of Transportation
National Highway Traffic Safety Administration
Office of Defects Investigation, NVS-210
400 7th Street, SW
Washington, DC 20590



Think your vehicle has a safety defect?



YES!

Use the enclosed form to file a report.

or visit

WWW.SAFECAR.GOV

or call:

Vehicle Safety Helpline

888-327-4236



Vehicle Owner's Questionnaire (VOQ)
U.S. Department of Transportation
National Highway Traffic Safety Administration



" Vehicle problem Continued "

the van stalled out while driving down the freeway and we put on our flashing lights and attempted to restart in neutral and in a few minutes it restarted.

Owner,



THE ATTACHMENTS TO THIS DOCUMENT HAVE BEEN REMOVED TO PROTECT UNWARRANTED INVASION OF PERSONAL PRIVACY PURSUANT TO EXEMPTION 6 OF THE FREEDOM OF INFORMATION ACT (FOIA), 5 U.S.C. 552(b)(6).